

# COMPILER DESIGN

(TCS-502)

## COURSE FILE

FOR

*Bachelor of Technology*

IN

*Computer Science and Engineering*

**Session: 2007-2008**



Department of Computer Science and Engineering  
MEERUT INSTITUTE OF ENGINEERING AND TECHNOLOGY  
MEERUT

# CONTENTS

PREAMBLE

SYLLABUS

LECTURE PLAN

LECTURE NOTES

- 01 Introduction to Compilers and its Phases
- 02 Lexical Analysis
- 03 Basics of Syntax Analysis
- 04 Top-Down Parsing
- 05 Basic Bottom-Up Parsing Techniques
- 06 LR Parsing
- 07 Syntax-Directed Translation
- 08 Symbol Tables
- 09 Run Time Administration
- 10 Error Detection and Recovery
- 11 Code Optimization

EXERCISES

Practice Questions

Examination Question Papers

Laboratory Assignments

# PREAMBLE

**This course studies programming language translation and compiler design concepts; language recognition, symbol table management, semantic analysis and code generation.**

## **Prerequisites:**

- Basic knowledge of Discrete Mathematics.
- Knowledge of Regular Expressions, Finite Automata and Context Free Grammars.
- Familiarity with working and features of high level languages.
- Familiarity with instruction set of at least one microprocessor.
- Programming knowledge of at least one high level language to carry out practical work.

## **Objectives:**

- To introduce the major concept areas of language translation and compiler design.
- To develop an awareness of the function and complexity of modern compilers.
- To provide practical, hands-on experience in compiler design, writing and modification.

## **Topics:**

- Lexical Analysis, regular grammars, scanners.
- Syntactic Analysis, BNF notation, parsing theory.
- LL (k) and LR (k) parsers. Grammar transformations for parser compliance.
- Parser generators, translator writing systems.
- Semantic Analysis, symbol tables, intermediate text forms.
- Runtime machine models.
- Overview of Code Optimization.

# SYLLABUS

(As laid down by Uttar Pradesh Technical University, Lucknow)

## UNIT I:

**Introduction to Compiler:** Phases and passes, Bootstrapping, Finite state machines and regular expressions and their applications to lexical analysis, Implementation of lexical analyzers, lexical-analyzer generator, LEX-compiler, Formal grammars and their application to syntax analysis, BNF notation, ambiguity, YACC.

**The syntactic specification of programming languages:** Context free grammars, derivation and parse trees, capabilities of CFG.

## UNIT II:

**Basic Parsing Techniques:** Parsers, Shift reduce parsing, operator precedence parsing, top down parsing, predictive parsers

**Automatic Construction of efficient Parsers:** LR parsers, the canonical Collection of LR (O) items, constructing SLR parsing tables, constructing Canonical LR parsing tables, Constructing LALR parsing tables, using ambiguous grammars, an automatic parser generator, implementation of LR parsing tables, constructing LALR sets of items.

## UNIT III:

**Syntax-directed Translation:** Syntax-directed Translation schemes, Implementation of Syntax-directed Translators, Intermediate code, postfix notation, Parse trees & syntax trees, three address code, quadruple & triples, translation of assignment statements, Boolean expressions, statements that alter the flow of control, postfix translation, translation with a top down parser.

**More about translation:** Array references in arithmetic expressions, procedures call, declarations, case statements.

## UNIT IV:

**Symbol Tables:** Data structure for symbols tables, representing scope information.

**Run-Time Administration:** Implementation of simple stack allocation scheme, storage allocation in block structured language.

**Error Detection & Recovery:** Lexical Phase errors, syntactic phase errors semantic errors.

## UNIT V:

**Introduction to code optimization:** Loop optimization, the DAG representation of basic blocks, value numbers and algebraic laws, Global Data-Flow analysis.

## TEXTBOOK:

Alfred V. Aho, Ravi Sethi, and Jeffrey D. Ullman,  
"Compilers: Principles, Techniques, and Tools"  
Addison-Wesley.

# LECTURE PLAN

(PERIOD OF STUDY: *From August 2007 to November 2007*)

<u>UNIT</u>	<u>COMPETENCIES</u>	<u>TOPICS</u>	<u>TEACHING AIDS</u>	<u>HOURS</u>	<u>TIME OF STUDY</u>
	Introduction to the subject, its pre-requisites, objectives, content and plan of study		Transparencies on Overhead Projector OR PowerPoint Presentation on LCD Projectors	1	AUGUST 2007
FIRST	Basic Concepts of the compiler, overview of the Passes, Phases, Lexical Analyzers, CFG.	1. Introduction to compiler and its phases		1	
		2. Lexical Analysis		3	
		3. Basics of Syntax Analysis		3	
SECOND	Basic idea about the different types of Parsers and their working Mechanism.	4. Top Down Parsing		4	SEPTEMBER 2007
		5. Basic Bottom Up Parsing Techniques		3	
		6. LR Parsing		6	
THIRD	Internal details about translation, actions to be attached to productions that shall produce the desired code.	7. Syntax Directed Translation		8	OCTOBER 2007
FOURTH	Data structures related with the compiler, scope of the information stored and the possible errors that may arise.	8. Symbol Tables		1	NOVEMBER 2007
		9. Run Time Storage Organization		1	
		10. Error Detection and Recovery		1	
11. Code Optimization	3				
FIFTH	Optimization techniques that are related with the compiler process.				

**TOTAL NUMBER OF LECTURE HOURS FOR THE COURSE: 35**

# 1. INTRODUCTION TO COMPILERS AND ITS PHASES

A compiler is a program that takes a program written in a source language and translates it into an equivalent program in a target language.

Source program → COMPILER → Target program

This subject discusses the various techniques used to achieve this objective. In addition to the development of a compiler, the techniques used in compiler design can be applicable to many problems in computer science.

- Techniques used in a lexical analyzer can be used in text editors, information retrieval systems, and pattern recognition programs.
- Techniques used in a parser can be used in a query processing system such as SQL.
- Many software systems having a complex front-end may need techniques used in compiler design.
  - A symbolic equation solver which takes an equation as input. That program should parse the given input equation.
- Most of the techniques used in compiler design can be used in Natural Language Processing (NLP) systems.

## 1.1 Major Parts of a Compiler

There are two major parts of a compiler: Analysis and Synthesis

- In analysis phase, an intermediate representation is created from the given source program.
  - Lexical Analyzer, Syntax Analyzer and Semantic Analyzer are the phases in this part.
- In synthesis phase, the equivalent target program is created from this intermediate representation.
  - Intermediate Code Generator, Code Generator, and Code Optimizer are the phases in this part.

## 1.2 Phases of a Compiler

Source Program → Lexical Analyzer → Syntax Analyzer → Semantic Analyzer → Intermediate Code Generator → Code Optimizer → Code Generator → Target Program

Each phase transforms the source program from one representation into another representation. They communicate with error handlers and the symbol table.

### 1.2.1 Lexical Analyzer

- Lexical Analyzer reads the source program character by character and returns the *tokens* of the source program.
- A *token* describes a pattern of characters having same meaning in the source program. (such as identifiers, operators, keywords, numbers, delimiters and so on)

Example:

In the line of code *newval := oldval + 12*, tokens are:

<i>newval</i>	(identifier)
<i>:=</i>	(assignment operator)
<i>oldval</i>	(identifier)
<i>+</i>	(add operator)
<i>12</i>	(a number)

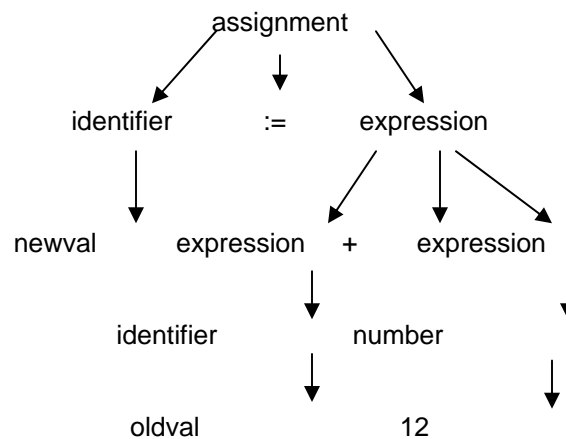
- Puts information about identifiers into the symbol table.
- Regular expressions are used to describe tokens (lexical constructs).
- A (Deterministic) Finite State Automaton can be used in the implementation of a lexical analyzer.

### 1.2.2 Syntax Analyzer

- A Syntax Analyzer creates the syntactic structure (generally a parse tree) of the given program.
- A syntax analyzer is also called a parser.
- A parse tree describes a syntactic structure.

Example:

For the line of code `newval := oldval + 12`, parse tree will be:



- The syntax of a language is specified by a context free grammar (CFG).
- The rules in a CFG are mostly recursive.
- A syntax analyzer checks whether a given program satisfies the rules implied by a CFG or not.
  - If it satisfies, the syntax analyzer creates a parse tree for the given program.

Example:

CFG used for the above parse tree is:

```

assignment → identifier := expression
expression → identifier
expression → number
expression → expression + expression
  
```

- Depending on how the parse tree is created, there are different parsing techniques.
- These parsing techniques are categorized into two groups:
  - *Top-Down Parsing*,
  - *Bottom-Up Parsing*
- Top-Down Parsing:
  - Construction of the parse tree starts at the root, and proceeds towards the leaves.
  - Efficient top-down parsers can be easily constructed by hand.
  - Recursive Predictive Parsing, Non-Recursive Predictive Parsing (LL Parsing).
- Bottom-Up Parsing:
  - Construction of the parse tree starts at the leaves, and proceeds towards the root.

- Normally efficient bottom-up parsers are created with the help of some software tools.
- Bottom-up parsing is also known as shift-reduce parsing.
- Operator-Precedence Parsing – simple, restrictive, easy to implement
- LR Parsing – much general form of shift-reduce parsing, LR, SLR, LALR

### 1.2.3 Semantic Analyzer

- A semantic analyzer checks the source program for semantic errors and collects the type information for the code generation.
- Type-checking is an important part of semantic analyzer.
- Normally semantic information cannot be represented by a context-free language used in syntax analyzers.
- Context-free grammars used in the syntax analysis are integrated with attributes (semantic rules). The result is a syntax-directed translation and Attribute grammars

Example:

In the line of code *newval := oldval + 12*, the type of the identifier *newval* must match with type of the expression (*oldval+12*).

### 1.2.4 Intermediate Code Generation

- A compiler may produce an explicit intermediate codes representing the source program.
- These intermediate codes are generally machine architecture independent. But the level of intermediate codes is close to the level of machine codes.

Example:

```

newval := oldval * fact + 1
      ↓
id1 := id2 * id3 + 1
      ↓
MULT   id2, id3, temp1
ADDtemp1, #1, temp2
MOV    temp2, id1

```

The last form is the Intermediates Code (Quadruples)

### 1.2.5 Code Optimizer

- The code optimizer optimizes the code produced by the intermediate code generator in the terms of time and space.

Example:

The above piece of intermediate code can be reduced as follows:

```

MULT   id2, id3, temp1
ADD    temp1, #1, id1

```

### 1.2.6 Code Generator

- Produces the target language in a specific architecture.



- The target program is normally is a relocatable object file containing the machine codes.

Example:

Assuming that we have architecture with instructions that have at least one operand as a machine register, the Final Code our line of code will be:

```

MOVE    id2, R1
MULT    id3, R1
ADD     #1, R1
MOVE    R1, id1

```

### 1.3 Phases v/s Passes

Phases of a compiler are the sub-tasks that must be performed to complete the compilation process. Passes refer to the number of times the compiler has to traverse through the entire program.

### 1.4 Bootstrapping and Cross-Compiler

There are three languages involved in a single compiler- the source language (S), the target language (A) and the language in which the compiler is written (L).

$$C_L^{SA}$$

The language of the compiler and the target language are usually the language of the computer on which it is working.

$$C_A^{SA}$$

If a compiler is written in its own language then the problem would be to how to compile the first compiler i.e. L=S. For this we take a language, R which is a small part of language S. We write a compiler of R in language of the computer A. The compiler of S is written in R and compiled on the compiler of R make a full fledged compiler of S. This is known as Bootstrapping.

$$C_R^{SA} \quad \rightarrow \quad C_A^{RA} \quad \rightarrow \quad C_A^{SA}$$

A **Cross Compiler** is compiler that runs on one machine (A) and produces a code for another machine (B).

$$C_B^{SA}$$

## 2. LEXICAL ANALYSIS

- Lexical Analyzer reads the source program character by character to produce tokens.
- Normally a lexical analyzer does not return a list of tokens at one shot; it returns a token when the parser asks a token from it.

### 2.1 Token

- Token represents a set of strings described by a pattern. For example, an identifier represents a set of strings which start with a letter continues with letters and digits. The actual string is called as lexeme.
- Since a token can represent more than one lexeme, additional information should be held for that specific lexeme. This additional information is called as the *attribute* of the token.
- For simplicity, a token may have a single attribute which holds the required information for that token. For identifiers, this attribute is a pointer to the symbol table, and the symbol table holds the actual attributes for that token.
- Examples:
  - <identifier, attribute>                      where attribute is pointer to the symbol table
  - <assignment operator>                      no attribute is needed
  - <number, value>                              where value is the actual value of the number
- Token type and its attribute uniquely identify a lexeme.
- *Regular expressions* are widely used to specify patterns.

### 2.2 Languages

#### 2.2.1 Terminology

- Alphabet : a finite set of symbols (ASCII characters)
- String : finite sequence of symbols on an alphabet
  - Sentence and word are also used in terms of string
  - $\epsilon$  is the empty string
  - $|s|$  is the length of string  $s$ .
- Language: sets of strings over some fixed alphabet
  - $\emptyset$  the empty set is a language.
  - $\{\epsilon\}$  the set containing empty string is a language
  - The set of all possible identifiers is a language.
- Operators on Strings:
  - *Concatenation*:  $xy$  represents the concatenation of strings  $x$  and  $y$ .  $s\epsilon = s$        $\epsilon s = s$
  - $s^n = s s s \dots s$  (  $n$  times)       $s^0 = \epsilon$

#### 2.2.2. Operations on Languages

- Concatenation:  $L_1 L_2 = \{ s_1 s_2 \mid s_1 \in L_1 \text{ and } s_2 \in L_2 \}$
- Union:  $L_1 \cup L_2 = \{ s \mid s \in L_1 \text{ or } s \in L_2 \}$
- Exponentiation:  $L^0 = \{\epsilon\}$        $L^1 = L$        $L^2 = LL$
- Kleene Closure:  $L^* =$
- Positive Closure:  $L^+ =$

Examples:

- $L_1 = \{a,b,c,d\}$        $L_2 = \{1,2\}$
- $L_1 L_2 = \{a1,a2,b1,b2,c1,c2,d1,d2\}$

- $L_1 \cup L_2 = \{a,b,c,d,1,2\}$
- $L_1^3 =$  all strings with length three (using a,b,c,d)
- $L_1^+ =$  all strings using letters a,b,c,d and empty string
- $L_1^+$  = doesn't include the empty string

## 2.3 Regular Expressions and Finite Automata

### 2.3.1 Regular Expressions

- We use regular expressions to describe tokens of a programming language.
- A regular expression is built up of simpler regular expressions (using defining rules)
- Each regular expression denotes a language.
- A language denoted by a regular expression is called as a regular set.

For Regular Expressions over alphabet  $\Sigma$

<u>Regular Expression</u>	<u>Language it denotes</u>
$\epsilon$	$\{\epsilon\}$
$a \in \Sigma$	$\{a\}$
$(r_1) \mid (r_2)$	$L(r_1) \cup L(r_2)$
$(r_1)(r_2)$	$L(r_1)L(r_2)$
$(r)^*$	$(L(r))^*$
$(r)^+$	$L(r)$

- $(r)^+ = (r)(r)^*$
- $(r)? = (r) \mid \epsilon$
- We may remove parentheses by using precedence rules.
  - $*$  highest
  - concatenation next
  - $|$  lowest
- $ab^*|c$  means  $(a(b)^*)(c)$

Examples:

- $\Sigma = \{0,1\}$
- $0|1 = \{0,1\}$
- $(0|1)(0|1) = \{00,01,10,11\}$
- $0^+ = \{\epsilon, 0, 00, 000, 0000, \dots\}$
- $(0|1)^+ =$  All strings with 0 and 1, including the empty string

### 2.3.2 Finite Automata

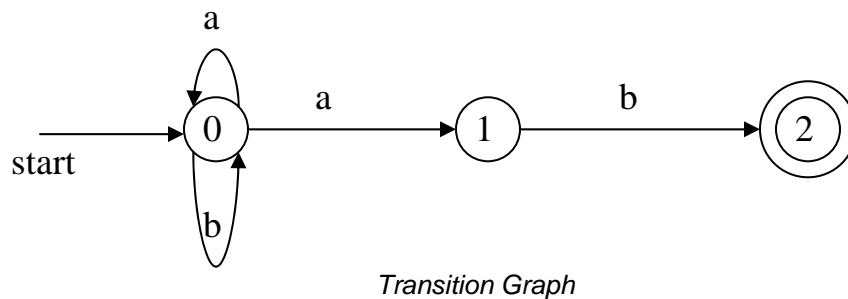
- A *recognizer* for a language is a program that takes a string x, and answers “yes” if x is a sentence of that language, and “no” otherwise.
- We call the recognizer of the tokens as a *finite automaton*.
- A finite automaton can be: *deterministic (DFA)* or *non-deterministic (NFA)*
- This means that we may use a deterministic or non-deterministic automaton as a lexical analyzer.
- Both deterministic and non-deterministic finite automaton recognize regular sets.
- Which one?
  - deterministic – faster recognizer, but it may take more space
  - non-deterministic – slower, but it may take less space
  - Deterministic automata are widely used lexical analyzers.

- First, we define regular expressions for tokens; Then we convert them into a DFA to get a lexical analyzer for our tokens.

### 2.3.3 Non-Deterministic Finite Automaton (NFA)

- A non-deterministic finite automaton (NFA) is a mathematical model that consists of:
  - $S$  - a set of states
  - $\Sigma$  - a set of input symbols (alphabet)
  - move - a transition function move to map state-symbol pairs to sets of states.
  - $s_0$  - a start (initial) state
  - $F$  - a set of accepting states (final states)
- $\epsilon$ - transitions are allowed in NFAs. In other words, we can move from one state to another one without consuming any symbol.
- A NFA accepts a string  $x$ , if and only if there is a path from the starting state to one of accepting states such that edge labels along this path spell out  $x$ .

Example:



0 is the start state  $s_0$   
 $\{2\}$  is the set of final states  $F$   
 $\Sigma = \{a,b\}$   
 $S = \{0,1,2\}$

Transition Function:

	a	b
0	{0,1}	{0}
1	{}	{2}
2	{}	{}

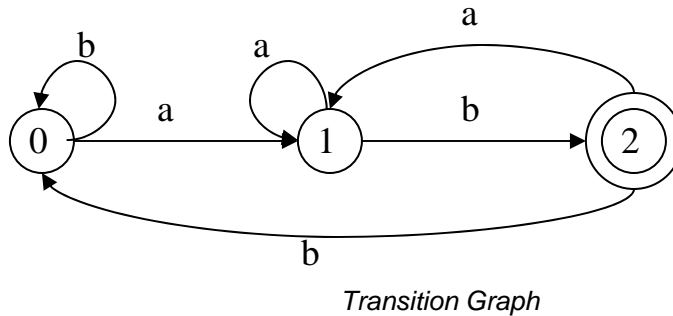
The language recognized by this NFA is  $(a|b)^*ab$

### 2.3.4 Deterministic Finite Automaton (DFA)

- A Deterministic Finite Automaton (DFA) is a special form of a NFA.
- No state has  $\epsilon$ - transition
- For each symbol  $a$  and state  $s$ , there is at most one labeled edge  $a$  leaving  $s$ . i.e. transition function is from pair of state-symbol to state (not set of states)

Example:

The DFA to recognize the language  $(a|b)^* ab$  is as follows.



0 is the start state  $s_0$   
 $\{2\}$  is the set of final states  $F$   
 $\Sigma = \{a,b\}$   
 $S = \{0,1,2\}$

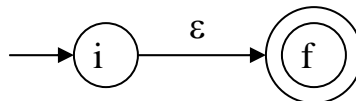
Transition Function:

	a	b
0	1	0
1	1	2
2	1	0

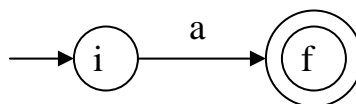
*Note that the entries in this function are single value and not set of values (unlike NFA).*

### 2.3.5 Converting RE to NFA (Thomson Construction)

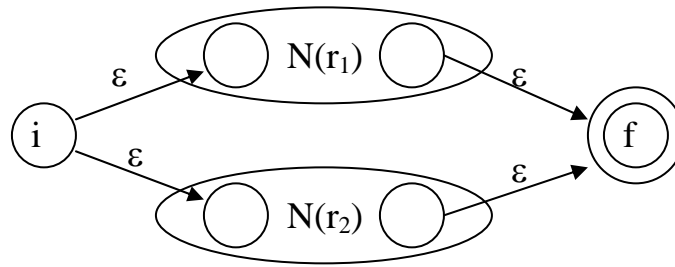
- This is one way to convert a regular expression into a NFA.
- There can be other ways (much efficient) for the conversion.
- Thomson's Construction is simple and systematic method.
- It guarantees that the resulting NFA will have exactly one final state, and one start state.
- Construction starts from simplest parts (alphabet symbols).
- To create a NFA for a complex regular expression, NFAs of its sub-expressions are combined to create its NFA.
- To recognize an empty string  $\epsilon$ :



- To recognize a symbol  $a$  in the alphabet  $\Sigma$ :

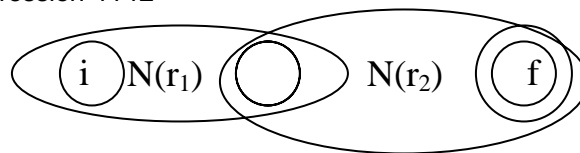


- For regular expression  $r_1 | r_2$ :



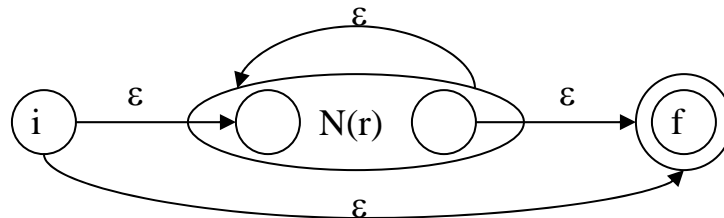
$N(r_1)$  and  $N(r_2)$  are NFAs for regular expressions  $r_1$  and  $r_2$ .

- For regular expression  $r_1 r_2$



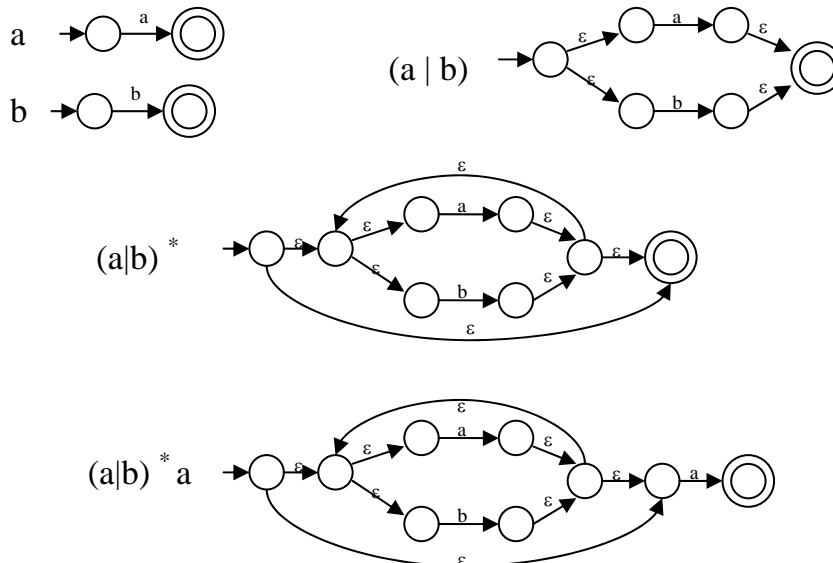
Here, final state of  $N(r_1)$  becomes the final state of  $N(r_1 r_2)$ .

- For regular expression  $r^*$



Example:

For a RE  $(a|b)^* a$ , the NFA construction is shown below.



### 2.3.6 Converting NFA to DFA (Subset Construction)

We merge together NFA states by looking at them from the point of view of the input characters:

- From the point of view of the input, any two states that are connected by an  $\epsilon$ -transition may as well be the same, since we can move from one to the other without consuming any character. Thus states which are connected by an  $\epsilon$ -transition will be represented by the same states in the DFA.
- If it is possible to have multiple transitions based on the same symbol, then we can regard a transition on a symbol as moving from a state to a set of states (ie. the union of all those states reachable by a transition on the current symbol). Thus these states will be combined into a single DFA state.

To perform this operation, let us define two functions:

- The  $\epsilon$ -**closure** function takes a state and returns the set of states reachable from it based on (one or more)  $\epsilon$ -transitions. Note that this will always include the state itself. We should be able to get from a state to any state in its  $\epsilon$ -closure without consuming any input.
- The function **move** takes a state and a character, and returns the set of states reachable by one transition on this character.

We can generalise both these functions to apply to sets of states by taking the union of the application to individual states.

For Example, if A, B and C are states,  $\text{move}(\{A,B,C\}, 'a') = \text{move}(A, 'a') \cup \text{move}(B, 'a') \cup \text{move}(C, 'a')$ .

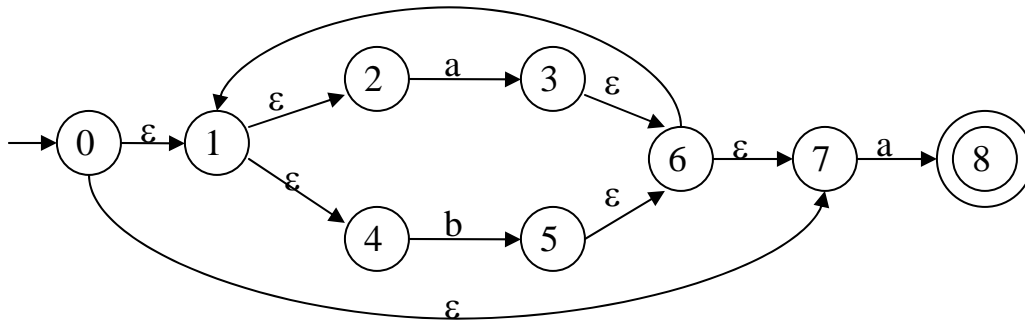
The Subset Construction Algorithm is as follows:

```
put  $\epsilon$ -closure({s0}) as an unmarked state into the set of DFA (DS)

while (there is one unmarked S1 in DS) do
    begin
        mark S1
        for each input symbol a do
            begin
                S2  $\leftarrow$   $\epsilon$ -closure(move(S1,a))
                if (S2 is not in DS) then
                    add S2 into DS as an unmarked state
                transfunc[S1,a]  $\leftarrow$  S2
            end
        end
    end
```

- a state S in DS is an accepting state of DFA if a state in S is an accepting state of NFA
- the start state of DFA is  $\epsilon$ -closure({s0})

Example:



$S_0 = \epsilon\text{-closure}(\{0\}) = \{0, 1, 2, 4, 7\}$   $S_0$  into DS as an unmarked state

↓ mark  $S_0$

$\epsilon\text{-closure}(\text{move}(S_0, a)) = \epsilon\text{-closure}(\{3, 8\}) = \{1, 2, 3, 4, 6, 7, 8\} = S_1$

$S_1$  into DS

$\epsilon\text{-closure}(\text{move}(S_0, b)) = \epsilon\text{-closure}(\{5\}) = \{1, 2, 4, 5, 6, 7\} = S_2$

$S_2$  into DS

transfunc[ $S_0, a$ ] ←  $S_1$     transfunc[ $S_0, b$ ] ←  $S_2$

↓ mark  $S_1$

$\epsilon\text{-closure}(\text{move}(S_1, a)) = \epsilon\text{-closure}(\{3, 8\}) = \{1, 2, 3, 4, 6, 7, 8\} = S_1$

$\epsilon\text{-closure}(\text{move}(S_1, b)) = \epsilon\text{-closure}(\{5\}) = \{1, 2, 4, 5, 6, 7\} = S_2$

transfunc[ $S_1, a$ ] ←  $S_1$     transfunc[ $S_1, b$ ] ←  $S_2$

↓ mark  $S_2$

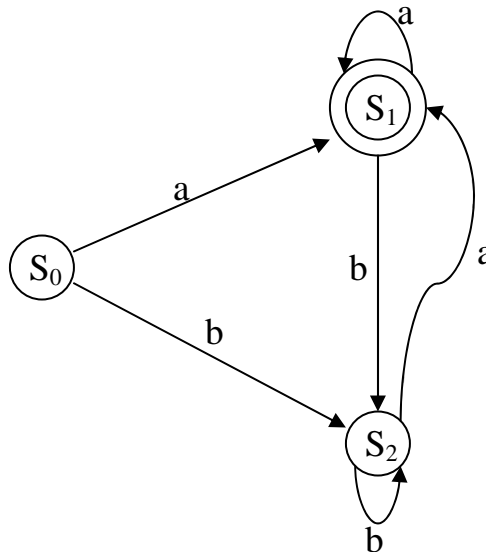
$\epsilon\text{-closure}(\text{move}(S_2, a)) = \epsilon\text{-closure}(\{3, 8\}) = \{1, 2, 3, 4, 6, 7, 8\} = S_1$

$\epsilon\text{-closure}(\text{move}(S_2, b)) = \epsilon\text{-closure}(\{5\}) = \{1, 2, 4, 5, 6, 7\} = S_2$

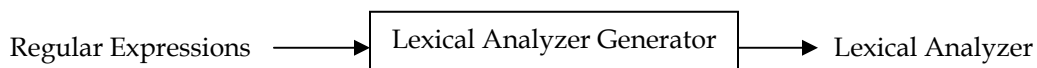
transfunc[ $S_2, a$ ] ←  $S_1$     transfunc[ $S_2, b$ ] ←  $S_2$

$S_0$  is the start state of DFA since 0 is a member of  $S_0 = \{0, 1, 2, 4, 7\}$

$S_1$  is an accepting state of DFA since 8 is a member of  $S_1 = \{1, 2, 3, 4, 6, 7, 8\}$



## 2.4 Lexical Analyzer Generator







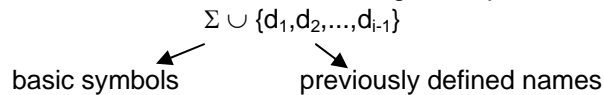
LEX is an example of Lexical Analyzer Generator.

### 2.4.1 Input to LEX

- The input to LEX consists primarily of *Auxiliary Definitions* and *Translation Rules*.
- To write regular expression for some languages can be difficult, because their regular expressions can be quite complex. In those cases, we may use *Auxiliary Definitions*.
- We can give names to regular expressions, and we can use these names as symbols to define other regular expressions.
- An *Auxiliary Definition* is a sequence of the definitions of the form:

$$\begin{aligned} d_1 &\rightarrow r_1 \\ d_2 &\rightarrow r_2 \\ &\vdots \\ d_n &\rightarrow r_n \end{aligned}$$

where  $d_i$  is a distinct name and  $r_i$  is a regular expression over symbols in



Example:

For Identifiers in Pascal

$$\begin{aligned} \text{letter} &\rightarrow A | B | \dots | Z | a | b | \dots | z \\ \text{digit} &\rightarrow 0 | 1 | \dots | 9 \\ \text{id} &\rightarrow \text{letter} (\text{letter} | \text{digit} )^* \end{aligned}$$

If we try to write the regular expression representing identifiers without using regular definitions, that regular expression will be complex.

$$(A|\dots|Z|a|\dots|z) ( (A|\dots|Z|a|\dots|z) | (0|\dots|9) )^*$$

Example:

For Unsigned numbers in Pascal

$$\begin{aligned} \text{digit} &\rightarrow 0 | 1 | \dots | 9 \\ \text{digits} &\rightarrow \text{digit}^+ \\ \text{opt-fraction} &\rightarrow ( . \text{digits} ) ? \\ \text{opt-exponent} &\rightarrow ( E (+|-)? \text{digits} ) ? \\ \text{unsigned-num} &\rightarrow \text{digits} \text{opt-fraction} \text{opt-exponent} \end{aligned}$$

- *Translation Rules* comprise of a ordered list Regular Expressions and the Program Code to be executed in case of that Regular Expression encountered.

$R_1$	$P_1$
$R_2$	$P_2$
$\vdots$	
$R_n$	$P_n$

- The list is ordered i.e. the RE's should be checked in order. If a string matches more than one RE, the RE occurring higher in the list should be given preference and its Program Code is executed.

## 2.4.2 Implementation of LEX

- The Regular Expressions are converted into NFA's. The final states of each NFA correspond to some RE and its Program Code.
- Different NFA's are then converted to a single NFA with epsilon moves. Each final state of the NFA corresponds one-to-one to some final state of individual NFA's i.e. some RE and its Program Code. The final states have an order according to the corresponding RE's. If more than one final state is entered for some string, then the one that is higher in order is selected.
- This NFA is then converted to DFA. Each final state of DFA corresponds to a set of states (having at least one final state) of the NFA. The Program Code of each final state (of the DFA) is the program code corresponding to the final state that is highest in order out of all the final states in the set of states (of NFA) that make up this final state (of DFA).

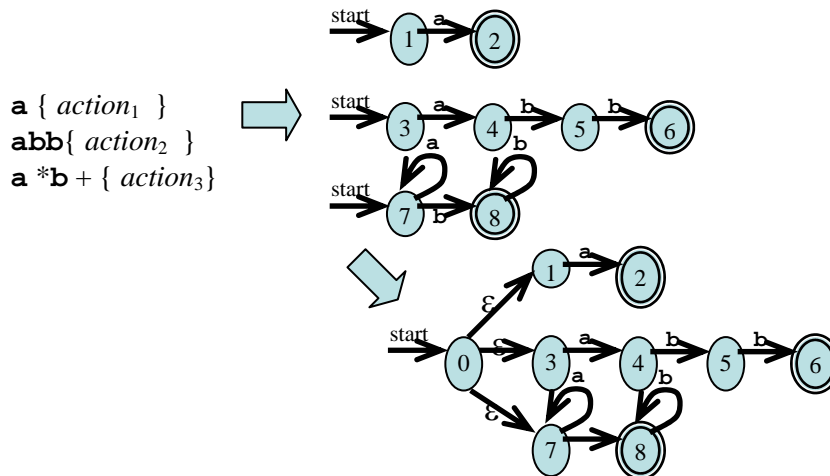
Example:

AUXILIARY DEFINITIONS  
(none)

TRANSLATION RULES

a	{Action <sub>1</sub> }
abb	{Action <sub>2</sub> }
a*b <sup>+</sup>	{Action <sub>2</sub> }

First we construct an NFA for each RE and then convert this into a single NFA:



This NFA is now converted into a DFA. The transition table for the above DFA is as follows:

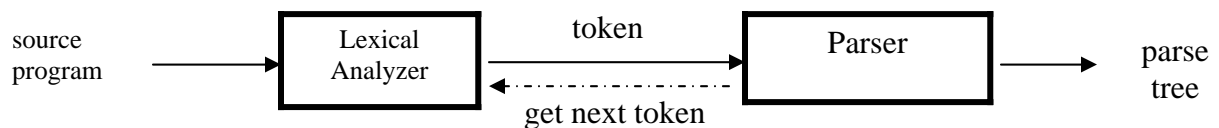
State	a	b	Token found
0137	247	8	None
247	7	58	a
8	-	8	a*b <sup>+</sup>
7	7	8	None
58	-	68	a*b <sup>+</sup>
68	-	8	abb

### 3. BASICS OF SYNTAX ANALYSIS

- *Syntax Analyzer* creates the syntactic structure of the given source program.
- This syntactic structure is mostly a *parse tree*.
- Syntax Analyzer is also known as *parser*.
- The syntax of a programming is described by a *context-free grammar (CFG)*. We will use BNF (Backus-Naur Form) notation in the description of CFGs.
- The syntax analyzer (parser) checks whether a given source program satisfies the rules implied by a context-free grammar or not.
  - If it satisfies, the parser creates the parse tree of that program.
  - Otherwise the parser gives the error messages.
- A context-free grammar
  - gives a precise syntactic specification of a programming language.
  - the design of the grammar is an initial phase of the design of a compiler.
  - a grammar can be directly converted into a parser by some tools.

#### 3.1 Parser

- Parser works on a stream of tokens.
- The smallest item is a token.



- We categorize the parsers into two groups:
- Top-Down Parser
  - the parse tree is created top to bottom, starting from the root.
- Bottom-Up Parser
  - the parse is created bottom to top; starting from the leaves
- Both top-down and bottom-up parsers scan the input from left to right (one symbol at a time).
- Efficient top-down and bottom-up parsers can be implemented only for sub-classes of context-free grammars.
  - LL for top-down parsing
  - LR for bottom-up parsing

#### 3.2 Context Free Grammars

- Inherently recursive structures of a programming language are defined by a context-free grammar.
- In a context-free grammar, we have:
  - A finite set of terminals (in our case, this will be the set of tokens)
  - A finite set of non-terminals (syntactic-variables)
  - A finite set of productions rules in the following form
$$A \rightarrow \alpha \quad \text{where } A \text{ is a non-terminal and}$$
$$\alpha \text{ is a string of terminals and non-terminals (including the empty string)}$$
    - A start symbol (one of the non-terminal symbol)
- $L(G)$  is *the language of G* (the language generated by G) which is a set of sentences.
- A *sentence of L(G)* is a string of terminal symbols of G.
- If S is the start symbol of G then
  - (a)  $\omega$  is a sentence of L(G) iff  $S \Rightarrow \omega$  where  $\omega$  is a string of terminals of G.
- If G is a context-free grammar, L(G) is a *context-free language*.

- Two grammars are *equivalent* if they produce the same language.
- $S \Rightarrow \alpha$ 
  - If  $\alpha$  contains non-terminals, it is called as a *sentential* form of G.
  - If  $\alpha$  does not contain non-terminals, it is called as a *sentence* of G.

### 3.2.1 Derivations

Example:

- (b)  $E \rightarrow E + E \mid E - E \mid E * E \mid E / E \mid - E$
- (c)  $E \rightarrow ( E )$
- (d)  $E \rightarrow id$

- $E \Rightarrow E+E$  means that  $E+E$  derives from  $E$ 
  - we can replace  $E$  by  $E+E$
  - to able to do this, we have to have a production rule  $E \rightarrow E+E$  in our grammar.
- $E \Rightarrow E+E \Rightarrow id+E \Rightarrow id+id$  means that a sequence of replacements of non-terminal symbols is called a derivation of  $id+id$  from  $E$ .
- In general a derivation step is

$\alpha A \beta \Rightarrow \alpha \gamma \beta$  if there is a production rule  $A \rightarrow \gamma$  in our grammar  
where  $\alpha$  and  $\beta$  are arbitrary strings of terminal and non-terminal symbols

$$\alpha_1 \Rightarrow \alpha_2 \Rightarrow \dots \Rightarrow \alpha_n \quad (\alpha_n \text{ derives from } \alpha_1 \text{ or } \alpha_1 \text{ derives } \alpha_n)$$

- At each derivation step, we can choose any of the non-terminal in the sentential form of G for the replacement.
- If we always choose the left-most non-terminal in each derivation step, this derivation is called as left-most derivation.

Example:

$$E \Rightarrow -E \Rightarrow -(E) \Rightarrow -(E+E) \Rightarrow -(id+E) \Rightarrow -(id+id)$$

- If we always choose the right-most non-terminal in each derivation step, this derivation is called as right-most derivation.

Example:

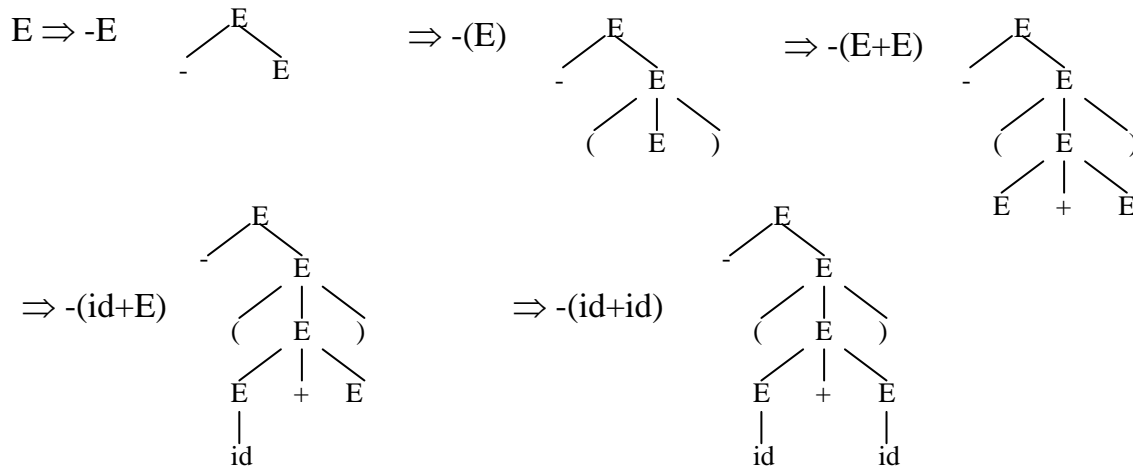
$$E \Rightarrow -E \Rightarrow -(E) \Rightarrow -(E+E) \Rightarrow -(E+id) \Rightarrow -(id+id)$$

- We will see that the top-down parsers try to find the left-most derivation of the given source program.
- We will see that the bottom-up parsers try to find the right-most derivation of the given source program in the reverse order.

### 3.2.2 Parse Tree

- Inner nodes of a parse tree are non-terminal symbols.
- The leaves of a parse tree are terminal symbols.
- A parse tree can be seen as a graphical representation of a derivation.

Example:



### 3.2.3 Ambiguity

- A grammar produces more than one parse tree for a sentence is called as an *ambiguous* grammar.
- For the most parsers, the grammar must be unambiguous.
- Unambiguous grammar
  - ➔ Unique selection of the parse tree for a sentence
- We should eliminate the ambiguity in the grammar during the design phase of the compiler.
- An unambiguous grammar should be written to eliminate the ambiguity.
- We have to prefer one of the parse trees of a sentence (generated by an ambiguous grammar) to disambiguate that grammar to restrict to this choice.
- Ambiguous grammars (because of ambiguous operators) can be disambiguated according to the precedence and associativity rules.

Example:

To disambiguate the grammar  $E \rightarrow E+E \mid E * E \mid E \wedge E \mid id \mid (E)$ , we can use precedence of operators as follows:

- ^ (right to left)
- \* (left to right)
- + (left to right)

We get the following unambiguous grammar:

$E \rightarrow E+T \mid T$   
 $T \rightarrow T * F \mid F$   
 $F \rightarrow G \wedge F \mid G$   
 $G \rightarrow id \mid (E)$

### 3.3 Left Recursion

- A grammar is *left recursive* if it has a non-terminal A such that there is a derivation:

$$A \Rightarrow A\alpha \quad \text{for some string } \alpha$$

- Top-down parsing techniques cannot handle left-recursive grammars.

- So, we have to convert our left-recursive grammar into an equivalent grammar which is not left-recursive.
- The left-recursion may appear in a single step of the derivation (*immediate left-recursion*), or may appear in more than one step of the derivation.

### 3.3.1 Immediate Left-Recursion

$$\begin{array}{ll}
 A \rightarrow A \alpha \mid \beta & \text{where } \beta \text{ does not start with } A \\
 \downarrow & \text{Eliminate immediate left recursion} \\
 A \rightarrow \beta A' & \\
 A' \rightarrow \alpha A' \mid \varepsilon & \text{an equivalent grammar}
 \end{array}$$

In general,

$$\begin{array}{ll}
 A \rightarrow A \alpha_1 \mid \dots \mid A \alpha_m \mid \beta_1 \mid \dots \mid \beta_n & \text{where } \beta_1 \dots \beta_n \text{ do not start with } A \\
 \downarrow & \text{Eliminate immediate left recursion} \\
 A \rightarrow \beta_1 A' \mid \dots \mid \beta_n A' & \\
 A' \rightarrow \alpha_1 A' \mid \dots \mid \alpha_m A' \mid \varepsilon & \text{an equivalent grammar}
 \end{array}$$

Example:

$$\begin{array}{l}
 E \rightarrow E+T \mid T \\
 T \rightarrow T * F \mid F \\
 F \rightarrow \text{id} \mid (E) \\
 \\
 \Downarrow \quad \text{Eliminate immediate left recursion} \\
 \\
 E \rightarrow T E' \\
 E' \rightarrow +T E' \mid \varepsilon \\
 T \rightarrow F T' \\
 T' \rightarrow *F T' \mid \varepsilon \\
 F \rightarrow \text{id} \mid (E)
 \end{array}$$

- A grammar cannot be immediately left-recursive, but it still can be left-recursive.
- By just eliminating the immediate left-recursion, we may not get a grammar which is not left-recursive.

Example:

$$\begin{array}{l}
 S \rightarrow Aa \mid b \\
 A \rightarrow Sc \mid d
 \end{array}$$

This grammar is not immediately left-recursive, but it is still left-recursive.

$$\underline{S} \Rightarrow Aa \Rightarrow \underline{S}ca$$

Or

$$\underline{A} \Rightarrow Sc \Rightarrow \underline{A}ac$$

causes to a left-recursion

- So, we have to eliminate all left-recursions from our grammar.

### 3.3.2 Elimination

Arrange non-terminals in some order:  $A_1 \dots A_n$

```
for i from 1 to n do {
    for j from 1 to i-1 do {
        replace each production
             $A_i \rightarrow A_j \gamma$ 
        by
             $A_i \rightarrow \alpha_1 \gamma \mid \dots \mid \alpha_k \gamma$ 
        where  $A_j \rightarrow \alpha_1 \mid \dots \mid \alpha_k$ 
    }
    eliminate immediate left-recursions among  $A_i$  productions
}
```

Example:

$S \rightarrow Aa \mid b$   
 $A \rightarrow Ac \mid Sd \mid f$

Case 1: Order of non-terminals: S, A

for S:

- we do not enter the inner loop.
- there is no immediate left recursion in S.

for A:

- Replace  $A \rightarrow Sd$  with  $A \rightarrow Aad \mid bd$   
So, we will have  $A \rightarrow Ac \mid Aad \mid bd \mid f$
- Eliminate the immediate left-recursion in A  
 $A \rightarrow bdA' \mid fA'$   
 $A' \rightarrow cA' \mid adA' \mid \epsilon$

So, the resulting equivalent grammar which is not left-recursive is:

$S \rightarrow Aa \mid b$   
 $A \rightarrow bdA' \mid fA'$   
 $A' \rightarrow cA' \mid adA' \mid \epsilon$

Case 2: Order of non-terminals: A, S

for A:

- we do not enter the inner loop.
- Eliminate the immediate left-recursion in A  
 $A \rightarrow SdA' \mid fA'$   
 $A' \rightarrow cA' \mid \epsilon$

for S:

- Replace  $S \rightarrow Aa$  with  $S \rightarrow SdA'a \mid fA'a$   
So, we will have  $S \rightarrow SdA'a \mid fA'a \mid b$
- Eliminate the immediate left-recursion in S  
 $S \rightarrow fA'aS' \mid bS'$   
 $S' \rightarrow dA'aS' \mid \epsilon$

So, the resulting equivalent grammar which is not left-recursive is:

$S \rightarrow fA'aS' \mid bS'$

$$S' \rightarrow dA'aS' \mid \epsilon$$

$$A \rightarrow SdA' \mid fA'$$

$$A' \rightarrow cA' \mid \epsilon$$

### 3.4 Left Factoring

- A predictive parser (a top-down parser without backtracking) insists that the grammar must be *left-factored*.

grammar  $\rightarrow$  a new equivalent grammar suitable for predictive parsing

stmt  $\rightarrow$  if expr then stmt else stmt | if expr then stmt

- when we see if, we cannot now which production rule to choose to re-write *stmt* in the derivation
- In general,

$A \rightarrow \beta\alpha_1 \mid \beta\alpha_2$  where  $\alpha$  is non-empty and the first symbols of  $\beta_1$  and  $\beta_2$  (if they have one) are different.

- when processing  $\alpha$  we cannot know whether expand  
 $A$  to  $\beta\alpha_1$  or  
 $A$  to  $\beta\alpha_2$
- But, if we re-write the grammar as follows  
 $A \rightarrow \alpha A'$   
 $A' \rightarrow \beta_1 \mid \beta_2$  so, we can immediately expand  $A$  to  $\alpha A'$

#### 3.4.1 Algorithm

- For each non-terminal  $A$  with two or more alternatives (production rules) with a common non-empty prefix, let say

$$A \rightarrow \beta\alpha_1 \mid \dots \mid \beta\alpha_n \mid \gamma_1 \mid \dots \mid \gamma_m$$

convert it into

$$A \rightarrow \alpha A' \mid \gamma_1 \mid \dots \mid \gamma_m$$

$$A' \rightarrow \beta_1 \mid \dots \mid \beta_n$$

Example:

$$A \rightarrow \underline{a}bB \mid \underline{a}B \mid cdg \mid cdeB \mid cdfB$$

$\downarrow$

$$A \rightarrow aA' \mid \underline{c}dg \mid \underline{c}deB \mid \underline{c}dfB$$

$$A' \rightarrow bB \mid B$$

$\downarrow$

$$A \rightarrow aA' \mid cdA''$$

$$A' \rightarrow bB \mid B$$

$$A'' \rightarrow g \mid eB \mid fB$$

Example:

$$A \rightarrow ad \mid a \mid ab \mid abc \mid b$$

$\downarrow$

$$A \rightarrow aA' \mid b$$



$$\begin{array}{l}
 A' \rightarrow d \mid \varepsilon \mid b \mid bc \\
 \quad \quad \quad \downarrow \\
 A \rightarrow aA' \mid b \\
 A' \rightarrow d \mid \varepsilon \mid bA'' \\
 A'' \rightarrow \varepsilon \mid c
 \end{array}$$

### 3.5 YACC

YACC generates C code for a syntax analyzer, or parser. YACC uses grammar rules that allow it to analyze tokens from LEX and create a syntax tree. A syntax tree imposes a hierarchical structure on tokens. For example, operator precedence and associativity are apparent in the syntax tree. The next step, code generation, does a depth-first walk of the syntax tree to generate code. Some compilers produce machine code, while others output assembly.

YACC takes a default action when there is a conflict. For shift-reduce conflicts, YACC will shift. For reduce-reduce conflicts, it will use the first rule in the listing. It also issues a warning message whenever a conflict exists. The warnings may be suppressed by making the grammar unambiguous.

```

... definitions ...
%%
... rules ...
%%
... subroutines ...

```

Input to YACC is divided into three sections. The definitions section consists of token declarations, and C code bracketed by “%{“ and “%}”. The BNF grammar is placed in the rules section, and user subroutines are added in the subroutines section.

## 4. TOP-DOWN PARSING

- The parse tree is created top to bottom.
- Top-down parser
  - Recursive-Descent Parsing
    - Backtracking is needed (If a choice of a production rule does not work, we backtrack to try other alternatives.)
    - It is a general parsing technique, but not widely used.
    - Not efficient
  - Predictive Parsing
    - No backtracking
    - Efficient
    - Needs a special form of grammars i.e. LL (1) grammars.
    - Recursive Predictive Parsing is a special form of Recursive Descent parsing without backtracking.
    - Non-Recursive (Table Driven) Predictive Parser is also known as LL (1) parser.

### 4.1 Recursive-Descent Parsing (uses Backtracking)

- Backtracking is needed.
- It tries to find the left-most derivation.

Example:

If the grammar is  $S \rightarrow aBc$ ;  $B \rightarrow bc \mid b$  and the input is abc:



### 4.2 Predictive Parser

Grammar	----->	----->	
	eliminate	left	a grammar suitable for predictive parsing (a LL(1) grammar) no %100 guarantee.
	left recursion	factor	

- When re-writing a non-terminal in a derivation step, a predictive parser can uniquely choose a production rule by just looking the current symbol in the input string.

Example:

stmt →	if .....	
	while .....	
	begin .....	
	for .....	

- When we are trying to write the non-terminal *stmt*, we have to choose first production rule.
- When we are trying to write the non-terminal *stmt*, we can uniquely choose the production rule by just looking the current token.
- We eliminate the left recursion in the grammar, and left factor it. But it may not be suitable for predictive parsing (not LL (1) grammar).

### 4.3 Recursive Predictive Parsing

Each non-terminal corresponds to a procedure.

Example:

$A \rightarrow aBb \mid bAB$

```
proc A {
  case of the current token {
    'a': - match the current token with a, and move to the next token;
        - call 'B';
        - match the current token with b, and move to the next token;
    'b': - match the current token with b, and move to the next token;
        - call 'A';
        - call 'B';
  }
}
```

#### 4.3.1 Applying $\epsilon$ -productions

$A \rightarrow aA \mid bB \mid \epsilon$

- If all other productions fail, we should apply an  $\epsilon$ -production. For example, if the current token is not a or b, we may apply the  $\epsilon$ -production.
- Most correct choice: We should apply an  $\epsilon$ -production for a non-terminal A when the current token is in the follow set of A (which terminals can follow A in the sentential forms).

Example:

$A \rightarrow aBe \mid cBd \mid C$

$B \rightarrow bB \mid \epsilon$

$C \rightarrow f$

```
proc A {
  case of the current token {
    a:      - match the current token with a and move to the next token;
           - call B;
           - match the current token with e and move to the next token;
    c:      - match the current token with c and move to the next token;
           - call B;
           - match the current token with d and move to the next token;
    f:      - call C                               //First Set of C
  }
}
```

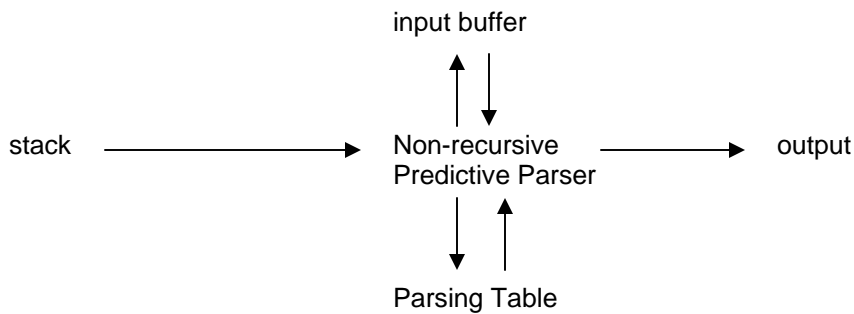
```
proc C {
  match the current token with f and move to the next token;
}
```

```
proc B {
  case of the current token {
    b:      - match the current token with b and move to the next token;
           - call B
    e,d:    - do nothing                           //Follow Set of B
  }
}
```

}  
}

#### 4.4 Non-Recursive Predictive Parsing -- LL(1) Parser

- Non-Recursive predictive parsing is a table-driven parser.
- It is a top-down parser.
- It is also known as LL(1) Parser.



##### input buffer

- our string to be parsed. We will assume that its end is marked with a special symbol \$.

##### output

- a production rule representing a step of the derivation sequence (left-most derivation) of the string in the input buffer.

##### stack

- contains the grammar symbols
- at the bottom of the stack, there is a special end marker symbol \$.
- initially the stack contains only the symbol \$ and the starting symbol S. (\$S ← initial stack)
- when the stack is emptied (i.e. only \$ left in the stack), the parsing is completed.

##### parsing table

- a two-dimensional array  $M[A,a]$
- each row is a non-terminal symbol
- each column is a terminal symbol or the special symbol \$
- each entry holds a production rule.

#### 4.4.1 Parser Actions

The symbol at the top of the stack (say X) and the current symbol in the input string (say a) determine the parser action. There are four possible parser actions.

- If X and a are \$ → parser halts (successful completion)
- If X and a are the same terminal symbol (different from \$)  
→ parser pops X from the stack, and moves the next symbol in the input buffer.
- If X is a non-terminal

→ parser looks at the parsing table entry  $M[X,a]$ . If  $M[X,a]$  holds a production rule  $X \rightarrow Y_1 Y_2 \dots Y_k$ , it pops  $X$  from the stack and pushes  $Y_k, Y_{k-1}, \dots, Y_1$  into the stack. The parser also outputs the production rule  $X \rightarrow Y_1 Y_2 \dots Y_k$  to represent a step of the derivation.

- None of the above → error
  - All empty entries in the parsing table are errors.
  - If  $X$  is a terminal symbol different from  $a$ , this is also an error case.

Example:

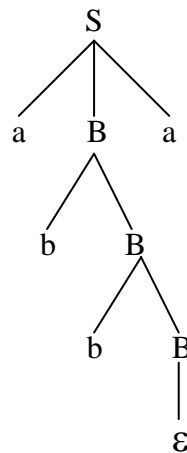
For the Grammar is  $S \rightarrow aBa$ ;  $B \rightarrow bB \mid \epsilon$  and the following LL(1) parsing table:

	a	b	\$
S	$S \rightarrow aBa$		
B	$B \rightarrow \epsilon$	$B \rightarrow bB$	

<i>stack</i>	<i>input</i>	<i>output</i>
\$S	abba\$	$S \rightarrow aBa$
\$aBa	abba\$	
\$aB	bba\$	$B \rightarrow bB$
\$aBb	bba\$	
\$aB	ba\$	$B \rightarrow bB$
\$aBb	ba\$	
\$aB	a\$	$B \rightarrow \epsilon$
\$a	a\$	
\$	\$	accept, successful completion

Outputs:  $S \rightarrow aBa$     $B \rightarrow bB$     $B \rightarrow bB$     $B \rightarrow \epsilon$

Derivation (left-most):  $S \Rightarrow aBa \Rightarrow abBa \Rightarrow abbBa \Rightarrow abba$



#### 4.4.2 Constructing LL(1) parsing tables

- Two functions are used in the construction of LL(1) parsing tables -FIRST & FOLLOW
- $FIRST(\alpha)$  is a set of the terminal symbols which occur as first symbols in strings derived from  $\alpha$  where  $\alpha$  is any string of grammar symbols.

- if  $\alpha$  derives to  $\varepsilon$ , then  $\varepsilon$  is also in  $FIRST(\alpha)$ .
- $FOLLOW(A)$  is the set of the terminals which occur immediately after (follow) the *non-terminal*  $A$  in the strings derived from the starting symbol.
  - $A$  terminal  $a$  is in  $FOLLOW(A)$  if  $S \Rightarrow \alpha A a \beta$
  - $\$$  is in  $FOLLOW(A)$  if  $S \Rightarrow \alpha A$

To Compute  $FIRST$  for Any String  $X$ :

- If  $X$  is a terminal symbol  $\rightarrow FIRST(X) = \{X\}$
- If  $X$  is a non-terminal symbol and  $X \rightarrow \varepsilon$  is a production rule  $\rightarrow \varepsilon$  is in  $FIRST(X)$ .
- If  $X$  is a non-terminal symbol and  $X \rightarrow Y_1 Y_2 \dots Y_n$  is a production rule
  - $\rightarrow$  if a terminal  $a$  in  $FIRST(Y_i)$  and  $\varepsilon$  is in all  $FIRST(Y_j)$  for  $j=1, \dots, i-1$  then  $a$  is in  $FIRST(X)$ .
  - $\rightarrow$  if  $\varepsilon$  is in all  $FIRST(Y_j)$  for  $j=1, \dots, n$  then  $\varepsilon$  is in  $FIRST(X)$ .
- If  $X$  is  $\varepsilon \rightarrow FIRST(X) = \{\varepsilon\}$
- If  $X$  is  $Y_1 Y_2 \dots Y_n$ 
  - $\rightarrow$  if a terminal  $a$  in  $FIRST(Y_i)$  and  $\varepsilon$  is in all  $FIRST(Y_j)$  for  $j=1, \dots, i-1$  then  $a$  is in  $FIRST(X)$ .
  - $\rightarrow$  if  $\varepsilon$  is in all  $FIRST(Y_j)$  for  $j=1, \dots, n$  then  $\varepsilon$  is in  $FIRST(X)$ .

To Compute  $FOLLOW$  (for non-terminals):

- If  $S$  is the start symbol  $\rightarrow \$$  is in  $FOLLOW(S)$
- If  $A \rightarrow \alpha B \beta$  is a production rule  $\rightarrow$  everything in  $FIRST(\beta)$  is  $FOLLOW(B)$  except  $\varepsilon$
- If ( $A \rightarrow \alpha B$  is a production rule) or ( $A \rightarrow \alpha B \beta$  is a production rule and  $\varepsilon$  is in  $FIRST(\beta)$ )
  - $\rightarrow$  everything in  $FOLLOW(A)$  is in  $FOLLOW(B)$ .
- Apply these rules until nothing more can be added to any follow set.

Algorithm for Constructing LL(1) Parsing Table:

- for each production rule  $A \rightarrow \alpha$  of a grammar  $G$ 
  - for each terminal  $a$  in  $FIRST(\alpha)$   $\rightarrow$  add  $A \rightarrow \alpha$  to  $M[A, a]$
  - If  $\varepsilon$  in  $FIRST(\alpha)$   $\rightarrow$  for each terminal  $a$  in  $FOLLOW(A)$  add  $A \rightarrow \alpha$  to  $M[A, a]$
  - If  $\varepsilon$  in  $FIRST(\alpha)$  and  $\$$  in  $FOLLOW(A)$   $\rightarrow$  add  $A \rightarrow \alpha$  to  $M[A, \$]$
- All other undefined entries of the parsing table are error entries.

Example:

$$\begin{aligned} E &\rightarrow TE' \\ E' &\rightarrow +TE' \mid \varepsilon \\ T &\rightarrow FT' \\ T' &\rightarrow *FT' \mid \varepsilon \\ F &\rightarrow (E) \mid id \end{aligned}$$

$FIRST(F) = \{(, id\}$

$FIRST(T') = \{*, \varepsilon\}$

$FIRST(T) = \{(, id\}$

$FIRST(E') = \{+, \varepsilon\}$

$FIRST(E) = \{(, id\}$

$FIRST(TE') = \{(, id\}$

$FIRST(+TE') = \{+\}$

$FIRST(\varepsilon) = \{\varepsilon\}$

$FIRST(FT') = \{(, id\}$

$FIRST(*FT') = \{*\}$

$FIRST((E)) = \{\}$

$FIRST(id) = \{id\}$

$FOLLOW(E) = \{ \$, ) \}$

$FOLLOW(E') = \{ \$, ) \}$

$FOLLOW(T) = \{ +, ), \$ \}$

$FOLLOW(T') = \{ +, ), \$ \}$

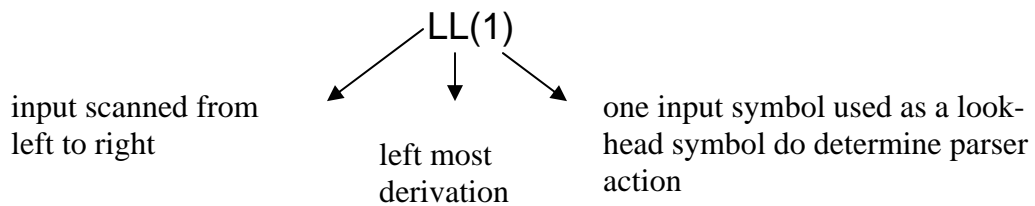
$FOLLOW(F) = \{ +, *, ), \$ \}$

### LL(1) Parsing Table

$E \rightarrow TE'$	FIRST( $TE'$ )= $\{(, id)\}$	$\rightarrow E \rightarrow TE'$ into $M[E, (]$ and $M[E, id]$
$E' \rightarrow +TE'$	FIRST( $+TE'$ )= $\{+\}$	$\rightarrow E' \rightarrow +TE'$ into $M[E', +]$
$E' \rightarrow \epsilon$	FIRST( $\epsilon$ )= $\{\epsilon\}$ but since $\epsilon$ in FIRST( $\epsilon$ ) and FOLLOW( $E'$ )= $\{\$, \}$	$\rightarrow$ none $\rightarrow E' \rightarrow \epsilon$ into $M[E', \$]$ and $M[E', )]$
$T \rightarrow FT'$	FIRST( $FT'$ )= $\{(, id)\}$	$\rightarrow T \rightarrow FT'$ into $M[T, (]$ and $M[T, id]$
$T' \rightarrow *FT'$	FIRST( $*FT'$ )= $\{*\}$	$\rightarrow T' \rightarrow *FT'$ into $M[T', *]$
$T' \rightarrow \epsilon$	FIRST( $\epsilon$ )= $\{\epsilon\}$ but since $\epsilon$ in FIRST( $\epsilon$ ) and FOLLOW( $T'$ )= $\{\$, \}, +\}$	$\rightarrow$ none $\rightarrow T' \rightarrow \epsilon$ into $M[T', \$]$ , $M[T', )]$ and $M[T', +]$
$F \rightarrow (E)$	FIRST( $(E)$ )= $\{( \}$	$\rightarrow F \rightarrow (E)$ into $M[F, (]$
$F \rightarrow id$	FIRST( $id$ )= $\{id\}$	$\rightarrow F \rightarrow id$ into $M[F, id]$

	id	+	*	(	)	\$
E	$E \rightarrow TE'$			$E \rightarrow TE'$		
E'		$E' \rightarrow +TE'$			$E' \rightarrow \epsilon$	$E' \rightarrow \epsilon$
T	$T \rightarrow FT'$			$T \rightarrow FT'$		
T'		$T' \rightarrow \epsilon$	$T' \rightarrow *FT'$		$T' \rightarrow \epsilon$	$T' \rightarrow \epsilon$
F	$F \rightarrow id$			$F \rightarrow (E)$		

#### 4.4.3 LL(1) Grammars



- A grammar whose parsing table has no multiply-defined entries is said to be LL(1) grammar.
- The parsing table of a grammar may contain more than one production rule. In this case, we say that it is not a LL(1) grammar.
- A grammar G is LL(1) if and only if the following conditions hold for two distinctive production rules  $A \rightarrow \alpha$  and  $A \rightarrow \beta$ :
  1. Both  $\alpha$  and  $\beta$  cannot derive strings starting with same terminals.
  2. At most one of  $\alpha$  and  $\beta$  can derive to  $\epsilon$ .
  3. If  $\beta$  can derive to  $\epsilon$ , then  $\alpha$  cannot derive to any string starting with a terminal in FOLLOW(A).

#### 4.4.4 Non- LL(1) Grammars

Example:

$S \rightarrow i C t S E \mid a$

$E \rightarrow e S \mid \epsilon$

$C \rightarrow b$

$FOLLOW(S) = \{ \$, e \}$

$FOLLOW(E) = \{ \$, e \}$

$FOLLOW(C) = \{ t \}$

$FIRST(iCtSE) = \{ i \}$

$FIRST(a) = \{ a \}$

$FIRST(eS) = \{ e \}$

$FIRST(\epsilon) = \{ \epsilon \}$

$FIRST(b) = \{ b \}$

	a	b	e	i	t	\$
S	$S \rightarrow a$			$S \rightarrow iCtSE$		
E			$E \rightarrow eS$ $E \rightarrow \epsilon$			$E \rightarrow \epsilon$
C		$C \rightarrow b$				

two production rules for  $M[E,e]$

The Problem with multiple entries here is that of Ambiguity.

- What do we have to do if the resulting parsing table contains multiply defined entries?
  - If we didn't eliminate left recursion, eliminate the left recursion in the grammar.
  - If the grammar is not left factored, we have to left factor the grammar.
  - If its (new grammar's) parsing table still contains multiply defined entries, that grammar is ambiguous or it is inherently not a LL(1) grammar.
- A left recursive grammar cannot be a LL(1) grammar.
  - $A \rightarrow A\alpha \mid \beta$ 
    - any terminal that appears in  $FIRST(\beta)$  also appears  $FIRST(A\alpha)$  because  $A\alpha \Rightarrow \beta\alpha$ .
    - If  $\beta$  is  $\epsilon$ , any terminal that appears in  $FIRST(\alpha)$  also appears in  $FIRST(A\alpha)$  and  $FOLLOW(A)$ .
- A grammar is not left factored, it cannot be a LL(1) grammar
  - $A \rightarrow \alpha\beta_1 \mid \alpha\beta_2$ 
    - any terminal that appears in  $FIRST(\alpha\beta_1)$  also appears in  $FIRST(\alpha\beta_2)$ .
- An ambiguous grammar cannot be a LL(1) grammar.



## 5. BASIC BOTTOM-UP PARSING TECHNIQUES

- A bottom-up parser creates the parse tree of the given input starting from leaves towards the root.
- A bottom-up parser tries to find the right-most derivation of the given input in the reverse order.
  - (a)  $S \Rightarrow \dots \Rightarrow \omega$  (the right-most derivation of  $\omega$ )
  - (b)  $\leftarrow$  (the bottom-up parser finds the right-most derivation in the reverse order)
- Bottom-up parsing is also known as shift-reduce parsing because its two main actions are shift and reduce.
  - At each shift action, the current symbol in the input string is pushed to a stack.
  - At each reduction step, the symbols at the top of the stack (this symbol sequence is the right side of a production) will be replaced by the non-terminal at the left side of that production.
  - There are also two more actions: accept and error.

### 5.1 Shift-Reduce Parsing

- A shift-reduce parser tries to reduce the given input string into the starting symbol.
- At each reduction step, a substring of the input matching to the right side of a production rule is replaced by the non-terminal at the left side of that production rule.
- If the substring is chosen correctly, the right most derivation of that string is created in the reverse order.

Example:

For Grammar  $S \rightarrow aABb$ ;  $A \rightarrow aA \mid a$ ;  $B \rightarrow bB \mid b$  and Input string  $aaabb$ ,

```
    aaabb
  => aaAbb
  => aAbb
  => aABb
  => S
```

The above reduction corresponds to the following rightmost derivation:

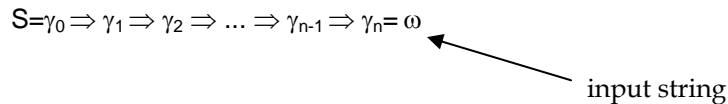
$$S \Rightarrow aABb \Rightarrow aAbb \Rightarrow aaAbb \Rightarrow aaabb$$

#### 5.1.1 Handle

- Informally, a handle of a string is a substring that matches the right side of a production rule.
  - But not every substring that matches the right side of a production rule is handle.
- A handle of a right sentential form  $\gamma$  ( $\equiv \alpha\beta\omega$ ) is a production rule  $A \rightarrow \beta$  and a position of  $\gamma$  where the string  $\beta$  may be found and replaced by  $A$  to produce the previous right-sentential form in a rightmost derivation of  $\gamma$ .

$$S \Rightarrow \alpha A \omega \Rightarrow \alpha \beta \omega$$

- If the grammar is unambiguous, then every right-sentential form of the grammar has exactly one handle.
- We will see that  $\omega$  is a string of terminals.
- A right-most derivation in reverse can be obtained by handle-pruning.



- Start from  $\gamma_n$ , find a handle  $A_n \rightarrow \beta_n$  in  $\gamma_n$ , and replace  $\beta_n$  in by  $A_n$  to get  $\gamma_{n-1}$ .
- Then find a handle  $A_{n-1} \rightarrow \beta_{n-1}$  in  $\gamma_{n-1}$ , and replace  $\beta_{n-1}$  in by  $A_{n-1}$  to get  $\gamma_{n-2}$ .
- Repeat this, until we reach S.

Example:

$E \rightarrow E+T \mid T$   
 $T \rightarrow T^*F \mid F$   
 $F \rightarrow (E) \mid id$

Right-Most Derivation of  $id+id*id$  is

$E \Rightarrow E+T \Rightarrow E+T^*F \Rightarrow E+T^*id \Rightarrow E+F^*id \Rightarrow E+id^*id \Rightarrow T+id^*id \Rightarrow F+id^*id \Rightarrow id+id^*id$

<u>Right-Most Sentential Form</u>	<u>Reducing Production</u>
<u>id</u> +id*id	$F \rightarrow id$
<u>F</u> +id*id	$T \rightarrow F$
<u>T</u> +id*id	$E \rightarrow T$
<u>E</u> +id*id	$F \rightarrow id$
<u>E</u> + <u>F</u> *id	$T \rightarrow F$
<u>E</u> + <u>T</u> *id	$F \rightarrow id$
<u>E</u> + <u>T</u> * <u>F</u>	$T \rightarrow T^*F$
<u>E</u> + <u>T</u>	$E \rightarrow E+T$
<u>E</u>	

Handles are underlined in the right-sentential forms.

### 5.1.2 Stack Implementation

- There are four possible actions of a shift-parser action:
  - Shift : The next input symbol is shifted onto the top of the stack.
  - Reduce: Replace the handle on the top of the stack by the non-terminal.
  - Accept: Successful completion of parsing.
  - Error: Parser discovers a syntax error, and calls an error recovery routine.
- Initial stack just contains only the end-marker \$.
- The end of the input string is marked by the end-marker \$.

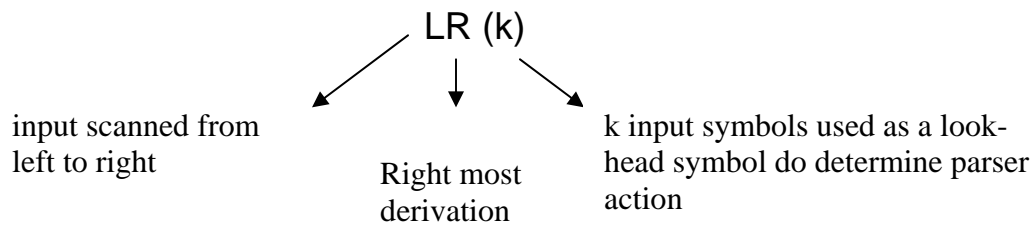
Example:

<u>Stack</u>	<u>Input</u>	<u>Action</u>
\$	id+id*id\$	shift
\$id	+id*id\$	reduce by $F \rightarrow id$
\$F	+id*id\$	reduce by $T \rightarrow F$
\$T	+id*id\$	reduce by $E \rightarrow T$
\$E	+id*id\$	shift
\$E+	id*id\$	shift
\$E+id	*id\$	reduce by $F \rightarrow id$

\$E+F	*id\$	reduce by $T \rightarrow F$
\$E+T	*id\$	shift
\$E+T*	id\$	shift
\$E+T*id	\$	reduce by $F \rightarrow id$
\$E+T*F	\$	reduce by $T \rightarrow T*F$
\$E+T	\$	reduce by $E \rightarrow E+T$
\$E	\$	accept

### 5.1.3 Conflicts during Shift Reduce Parsing

- There are context-free grammars for which shift-reduce parsers cannot be used.
- Stack contents and the next input symbol may not decide action:
  - shift/reduce conflict: Whether make a shift operation or a reduction.
  - reduce/reduce conflict: The parser cannot decide which of several reductions to make.
- If a shift-reduce parser cannot be used for a grammar, that grammar is called as non-LR(k) grammar.

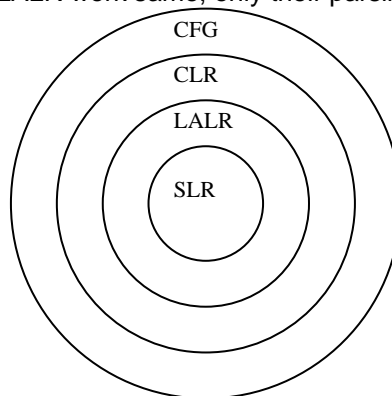


- An ambiguous grammar can never be a LR grammar.

### 5.1.4 Types of Shift Reduce Parsing

There are two main categories of shift-reduce parsers

- 1. Operator-Precedence Parser**
  - simple, but only a small class of grammars.
- 2. LR-Parsers**
  - Covers wide range of grammars.
    - SLR – Simple LR parser
    - CLR – most general LR parser (Canonical LR)
    - LALR – intermediate LR parser (Look Ahead LR)
  - SLR, CLR and LALR work same, only their parsing tables are different.



## 5.2 Operator Precedence Parsing

- Operator grammar
  - small, but an important class of grammars
  - we may have an efficient operator precedence parser (a shift-reduce parser) for an operator grammar.
- In an *operator grammar*, no production rule can have:
  - $\epsilon$  at the right side
  - two adjacent non-terminals at the right side.

Examples:

$E \rightarrow AB$	$E \rightarrow EOE$	$E \rightarrow E+E \mid$
$A \rightarrow a$	$E \rightarrow id$	$E^*E \mid$
$B \rightarrow b$	$O \rightarrow + * /$	$E/E \mid id$
not operator grammar	not operator grammar	operator grammar

### 5.2.1 Precedence Relations

- In operator-precedence parsing, we define three disjoint precedence relations between certain pairs of terminals.

$a < b$      $b$  has higher precedence than  $a$   
 $a = b$      $b$  has same precedence as  $a$   
 $a > b$      $b$  has lower precedence than  $a$

- The determination of correct precedence relations between terminals are based on the traditional notions of associativity and precedence of operators. (Unary minus causes a problem).
- The intention of the precedence relations is to find the handle of a right-sentential form,
  - $<$  with marking the left end,
  - $=$  appearing in the interior of the handle, and
  - $>$  marking the right hand.
- In our input string  $\$a_1a_2\dots a_n\$$ , we insert the precedence relation between the pairs of terminals (the precedence relation holds between the terminals in that pair).

Example:

$E \rightarrow E+E \mid E-E \mid E^*E \mid E/E \mid E^{\wedge}E \mid (E) \mid -E \mid id$

The partial operator-precedence table for this grammar is as shown.

	id	+	*	\$
id		.>	.>	.>
+	<.	.>	<.	.>
*	<.	.>	.>	.>
\$	<.	<.	<.	

Then the input string  $id+id*id$  with the precedence relations inserted will be:

$\$ < . id .> + < . id .> * < . id .> \$$

### 5.2.2 Using Precedence relations to find Handles

- Scan the string from left end until the first  $>$  is encountered.
- Then scan backwards (to the left) over any  $=$  until a  $<$  is encountered.
- The handle contains everything to left of the first  $>$  and to the right of the  $<$  is encountered.

The handles thus obtained can be used to shift reduce a given string.

## Operator-Precedence Parsing Algorithm

- The input string is  $w\$$ , the initial stack is  $\$$  and a table holds precedence relations between certain terminals

### 5.2.3 Parsing Algorithm

The input string is  $w\$$ , the initial stack is  $\$$  and a table holds precedence relations between certain terminals.

```
set p to point to the first symbol of  $w\$$  ;
repeat forever
  if (  $\$$  is on top of the stack and p points to  $\$$  ) then return
  else {
    let a be the topmost terminal symbol on the stack and let b be the symbol pointed
    to by p;
    if (  $a < . b$  or  $a = \cdot b$  ) then { /* SHIFT */
      push b onto the stack;
      advance p to the next input symbol;
    }
    else if (  $a .> b$  ) then /* REDUCE */
      repeat pop stack
      until ( the top of stack terminal is related by  $< .$  to the terminal most
      recently popped);
      else error();
  }
```

Example:

<i>stack</i>	<i>input</i>	<i>action</i>
$\$$	id+id*id $\$$	$\$ < \cdot$ id shift
$\$id$	+id*id $\$$	id $> +$ reduce $E \rightarrow id$
$\$$	+id*id $\$$	shift
$\$+$	id*id $\$$	shift
$\$+id$	*id $\$$	id $> *$ reduce $E \rightarrow id$
$\$+$	*id $\$$	shift
$\$+*$	id $\$$	shift
$\$+*id$	$\$$	id $> \$$ reduce $E \rightarrow id$
$\$+*$	$\$$	* $> \$$ reduce $E \rightarrow E*E$
$\$+$	$\$$	+ $> \$$ reduce $E \rightarrow E+E$
$\$$	$\$$	accept

### 5.2.4 Creating Operator-Precedence Relations from Associativity and Precedence

1. If operator  $O1$  has higher precedence than operator  $O2$ ,  
 $\rightarrow O1 .> O2$  and  $O2 < . O1$
2. If operator  $O1$  and operator  $O2$  have equal precedence,  
they are left-associative  $\rightarrow O1 .> O2$  and  $O2 .> O1$   
they are right-associative  $\rightarrow O1 < . O2$  and  $O2 < . O1$

3. For all operators O,  
 $O < id$ ,  $id .> O$ ,  $O < ($ ,  $( < O$ ,  $O .> )$ ,  $) .> O$ ,  $O .> \$$ , and  $\$ < O$
4. Also, let
 

(=)	$\$ < ($	$id .> )$	$) .> \$$
$( < ($	$\$ < id$	$id .> \$$	$) .> )$
$( < id$			

Example:

The complete table for the Grammar  $E \rightarrow E+E \mid E-E \mid E^*E \mid E/E \mid E^{\wedge}E \mid (E) \mid -E \mid id$  is:

	+	-	*	/	^	id	(	)	\$
+	.>	.>	<	<	<	<	<	.>	.>
-	.>	.>	<	<	<	<	<	.>	.>
*	.>	.>	.>	.>	<	<	<	.>	.>
/	.>	.>	.>	.>	<	<	<	.>	.>
^	.>	.>	.>	.>	<	<	<	.>	.>
id	.>	.>	.>	.>	.>			.>	.>
(	<	<	<	<	<	<	<	=	
)	.>	.>	.>	.>	.>			.>	.>
\$	<	<	<	<	<	<	<		

### 5.2.5 Operator-Precedence Grammars

There is another more general way to compute precedence relations among terminals:

1.  $a = b$  if there is a right side of a production of the form  $\alpha a \beta b \gamma$ , where  $\beta$  is either a single non-terminal or  $\epsilon$ .
2.  $a < b$  if for some non-terminal A there is a right side of the form  $\alpha a A \beta$  and A derives to  $\gamma b \delta$  where  $\gamma$  is a single non-terminal or  $\epsilon$ .
3.  $a > b$  if for some non-terminal A there is a right side of the form  $\alpha A b \beta$  and A derives to  $\gamma a \delta$  where  $\delta$  is a single non-terminal or  $\epsilon$ .

Note that the grammar must be unambiguous for this method. Unlike the previous method, it does not take into account any other property and is based purely on grammar productions. An ambiguous grammar will result in multiple entries in the table and thus cannot be used.

### 5.2.6 Handling Unary Minus

- Operator-Precedence parsing cannot handle the unary minus when we also use the binary minus in our grammar.
- The best approach to solve this problem is to let the lexical analyzer handle this problem.
  - The lexical analyzer will return two different operators for the unary minus and the binary minus.

- The lexical analyzer will need a look ahead to distinguish the binary minus from the unary minus.
- Then, we make
 

$O < \text{unary-minus}$	for any operator
$\text{unary-minus} .> O$	if unary-minus has higher precedence than $O$
$\text{unary-minus} <. O$	if unary-minus has lower (or equal) precedence than $O$

### 5.2.7 Precedence Functions

- Compilers using operator precedence parsers do not need to store the table of precedence relations.
- The table can be encoded by two precedence functions  $f$  and  $g$  that map terminal symbols to integers.
- For symbols  $a$  and  $b$ .
 

$f(a) < g(b)$	whenever $a < \cdot b$
$f(a) = g(b)$	whenever $a = \cdot b$
$f(a) > g(b)$	whenever $a > \cdot b$

### 5.2.8 Advantages and Disadvantages

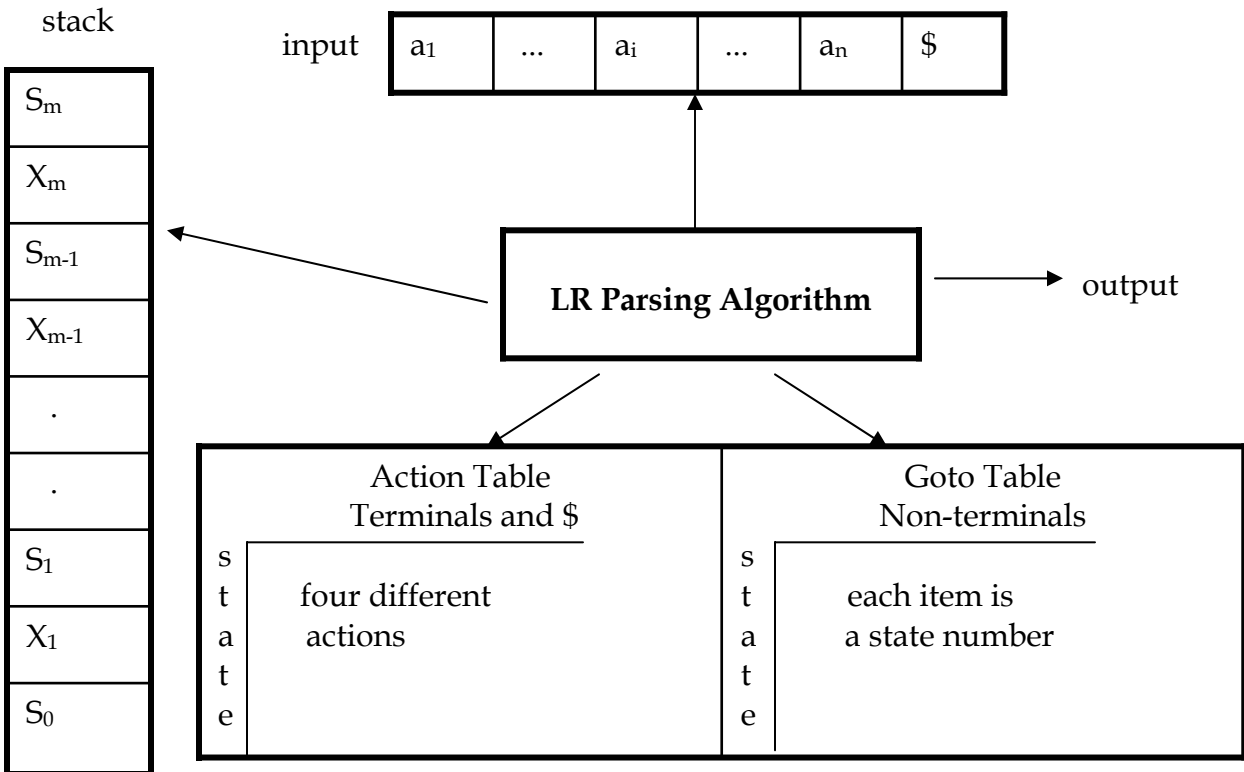
- Advantages:
  - simple
  - powerful enough for expressions in programming languages
- Disadvantages:
  - It cannot handle the unary minus (the lexical analyzer should handle the unary minus).
  - Small class of grammars.
  - Difficult to decide which language is recognized by the grammar.

## 6. LR PARSING

LR parsing is attractive because:

- LR parsing is most general non-backtracking shift-reduce parsing, yet it is still efficient.
- The class of grammars that can be parsed using LR methods is a proper superset of the class of grammars that can be parsed with predictive parsers.  
 $LL(1)\text{-Grammars} \subset LR(1)\text{-Grammars}$
- An LR-parser can detect a syntactic error as soon as it is possible to do so a left-to-right scan of the input.

### 6.1 Parser Configuration



- A configuration of a LR parsing is:

$$\left( \underbrace{S_0 X_1 S_1 \dots X_m S_m}_{\text{Stack}}, \underbrace{a_i a_{i+1} \dots a_n \$}_{\text{Rest of Input}} \right)$$

- $S_m$  and  $a_i$  decides the parser action by consulting the parsing action table. (*Initial Stack* contains just  $S_0$ )
- A configuration of a LR parsing represents the right sentential form:

$$X_1 \dots X_m a_i a_{i+1} \dots a_n \$$$



## 6.2 Parser Actions

1. **shift s** -- shifts the next input symbol and the state **s** onto the stack  
 ( So  $X_1 S_1 \dots X_m S_m, a_i a_{i+1} \dots \text{an } \$$  )  $\rightarrow$  ( So  $X_1 S_1 \dots X_m S_m a_i s, a_{i+1} \dots \text{an } \$$  )
2. **reduce  $A \rightarrow \beta$**  (or **rn** where n is a production number)
  - pop  $2|\beta|$  (=r) items from the stack; let us assume that  $\beta = Y_1 Y_2 \dots Y_r$
  - then push **A** and **s** where **s=goto[sm-r,A]**
 ( So  $X_1 S_1 \dots X_m S_m, a_i a_{i+1} \dots \text{an } \$$  )  $\rightarrow$  ( So  $X_1 S_1 \dots X_{m-r} S_{m-r} A s, a_i \dots \text{an } \$$  )
  - Output is the reducing production reduce  $A \rightarrow \beta$
  - In fact,  $Y_1 Y_2 \dots Y_r$  is a handle.  
 $X_1 \dots X_{m-r} A a_i \dots \text{an } \$ \Rightarrow X_1 \dots X_m Y_1 \dots Y_r a_i a_{i+1} \dots \text{an } \$$
3. **Accept** – Parsing successfully completed.
4. **Error** -- Parser detected an error (an empty entry in the action table)

Example:

Let following be the grammar and its LR parsing table.

- 1)  $E \rightarrow E+T$
- 2)  $E \rightarrow T$
- 3)  $T \rightarrow T * F$
- 4)  $T \rightarrow F$
- 5)  $F \rightarrow (E)$
- 6)  $F \rightarrow \text{id}$

state	Action						Goto		
	id	+	*	(	)	\$	E	T	F
0	s5			s4			1	2	3
1		s6				acc			
2		r2	s7		r2	r2			
3		r4	r4		r4	r4			
4	s5			s4			8	2	3
5		r6	r6		r6	r6			
6	s5			s4				9	3
7	s5			s4					10
8		s6			s11				
9		r1	s7		r1	r1			
10		r3	r3		r3	r3			
11		r5	r5		r5	r5			

The action of the parser would be as follows:

<u>stack</u>	<u>input</u>	<u>action</u>	<u>output</u>
0	id*id+id\$	shift 5	
0id5	*id+id\$	reduce by $F \rightarrow id$	$F \rightarrow id$
0F3	*id+id\$	reduce by $T \rightarrow F$	$T \rightarrow F$
0T2	*id+id\$	shift 7	
0T2*7	id+id\$	shift 5	
0T2*7id5	+id\$	reduce by $F \rightarrow id$	$F \rightarrow id$
0T2*7F10	+id\$	reduce by $T \rightarrow T*F$	$T \rightarrow T*F$
0T2	+id\$	reduce by $E \rightarrow T$	$E \rightarrow T$
0E1	+id\$	shift 6	
0E1+6	id\$	shift 5	
0E1+6id5	\$	reduce by $F \rightarrow id$	$F \rightarrow id$
0E1+6F3	\$	reduce by $T \rightarrow F$	$T \rightarrow F$
0E1+6T9	\$	reduce by $E \rightarrow E+T$	$E \rightarrow E+T$
0E1	\$	accept	

### 6.3 Constructing SLR Parsing tables

- An LR parser using SLR parsing tables for a grammar G is called as the SLR parser for G.
- If a grammar G has an SLR parsing table, it is called SLR grammar.
- Every SLR grammar is unambiguous, but every unambiguous grammar is not a SLR grammar.
- *Augmented Grammar*: G' is G with a new production rule  $S' \rightarrow S$  where S' is the new starting symbol.

#### 6.3.1 LR(0) Items

- An **LR(0) item** of a grammar G is a production of G a dot at the some position of the right side.

Example:

$A \rightarrow aBb$

Possible LR(0) Items (four different possibility):

$A \rightarrow .aBb$

$A \rightarrow a.Bb$

$A \rightarrow aB.b$

$A \rightarrow aBb.$

- Sets of LR(0) items will be the states of action and goto table of the SLR parser.
- A collection of sets of LR(0) items (**the canonical LR(0) collection**) is the basis for constructing SLR parsers.

#### 6.3.2 Closure Operation

If  $I$  is a set of LR(0) items for a grammar G, then **closure(I)** is the set of LR(0) items constructed from I by the two rules:

1. Initially, every LR(0) item in I is added to closure(I).
2. If  $A \rightarrow \alpha.B\beta$  is in closure(I) and  $B\gamma \rightarrow$  is a production rule of G; then  $B \rightarrow \gamma$  will be in the closure(I). We will apply this rule until no more new LR(0) items can be added to closure(I).

Example:

$E' \rightarrow E$  ;  $E \rightarrow E+T$ ;  $E \rightarrow T$ ;  $T \rightarrow T^*F$ ;  $T \rightarrow F$ ;  $F \rightarrow (E)$ ;  $F \rightarrow id$   
 $\text{closure}(\{E' \rightarrow .E\}) = \{ E' \rightarrow .E, E \rightarrow .E+T, E \rightarrow .T, T \rightarrow .T^*F, T \rightarrow .F, F \rightarrow .(E), F \rightarrow .id \}$

### 6.3.3 GOTO Operation

If  $I$  is a set of LR(0) items and  $X$  is a grammar symbol (terminal or non-terminal), then  $\text{goto}(I,X)$  is defined as follows:

- If  $A \rightarrow \alpha.X\beta$  in  $I$  then every item in  **$\text{closure}(\{A \rightarrow \alpha X.\beta\})$**  will be in  $\text{goto}(I,X)$ .

Example:

$I = \{ E' \rightarrow .E, E \rightarrow .E+T, E \rightarrow .T, T \rightarrow .T^*F, T \rightarrow .F, F \rightarrow .(E), F \rightarrow .id \}$   
 $\text{goto}(I,E) = \{ E' \rightarrow E., E \rightarrow E.+T \}$   
 $\text{goto}(I,T) = \{ E \rightarrow T., T \rightarrow T.^*F \}$   
 $\text{goto}(I,F) = \{ T \rightarrow F. \}$   
 $\text{goto}(I,( )) = \{ F \rightarrow (.E), E \rightarrow .E+T, E \rightarrow .T, T \rightarrow .T^*F, T \rightarrow .F, F \rightarrow .(E), F \rightarrow .id \}$   
 $\text{goto}(I,id) = \{ F \rightarrow id. \}$

### 6.3.4 Construction of The Canonical LR(0) Collection

To create the SLR parsing tables for a grammar  $G$ , we will create the canonical LR(0) collection of the grammar  $G'$ .

*Algorithm:*

**C** is  $\{ \text{closure}(\{S' \rightarrow .S\}) \}$   
**repeat** the followings until no more set of LR(0) items can be added to **C**.  
    **for each**  $I$  in **C** and each grammar symbol  $X$   
        **if**  $\text{goto}(I,X)$  is not empty and not in **C**  
            add  $\text{goto}(I,X)$  to **C**

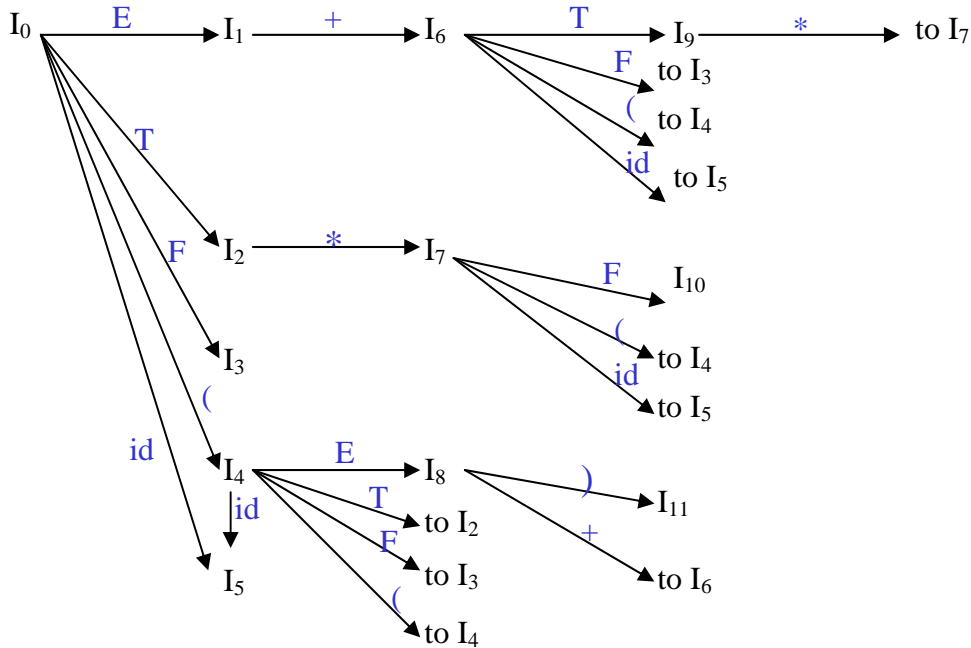
GOTO function is a DFA on the sets in  $C$ .

Example:

For grammar used above, Canonical LR(0) items are as follows-

10: $E' \rightarrow .E$	11: $E' \rightarrow E.$	16: $E \rightarrow E+.T$	19: $E \rightarrow E+T.$
$E \rightarrow .E+T$	$E \rightarrow E.+T$	$T \rightarrow .T^*F$	$T \rightarrow T.^*F$
$E \rightarrow .T$		$T \rightarrow .F$	
$T \rightarrow .T^*F$	12: $E \rightarrow T.$	$F \rightarrow .(E)$	110: $T \rightarrow T^*F.$
$T \rightarrow .F$	$T \rightarrow T.^*F$	$F \rightarrow .id$	
$F \rightarrow .(E)$			
$F \rightarrow .id$	13: $T \rightarrow F.$	17: $T \rightarrow T^*.F$	111: $F \rightarrow (E).$
		$F \rightarrow .(E)$	
	14: $F \rightarrow (.E)$	$F \rightarrow .id$	
	$E \rightarrow .E+T$		
	$E \rightarrow .T$	18: $F \rightarrow (E.)$	
	$T \rightarrow .T^*F$	$E \rightarrow E.+T$	
	$T \rightarrow .F$		
	$F \rightarrow .(E)$		
	$F \rightarrow .id$		
	15: $F \rightarrow id.$		

Transition Diagram (DFA) of GOTO Function is as follows-



### 6.3.5 Parsing Table

- Construct the canonical collection of sets of LR(0) items for  $G'$ .  
 $C \leftarrow \{I_0, \dots, I_n\}$
- Create the parsing action table as follows
  - If  $a$  is a terminal,  $A\alpha \rightarrow a\beta$  in  $li$  and  $\text{goto}(li, a) = lj$  then  $\text{action}[i, a]$  is **shift j**.
  - If  $A\alpha \rightarrow \cdot$  is in  $li$ , then  $\text{action}[i, a]$  is **reduce  $A\alpha \rightarrow$**  for all  $a$  in  $\text{FOLLOW}(A)$  where  $A \neq S'$ .
  - If  $S' \rightarrow S \cdot$  is in  $li$ , then  $\text{action}[i, \$]$  is **accept**.
  - If any conflicting actions generated by these rules, the grammar is not SLR(1).
- Create the parsing goto table
  - for all non-terminals  $A$ , if  $\text{goto}(li, A) = lj$  then  $\text{goto}[i, A] = j$
- All entries not defined by (2) and (3) are errors.
- Initial state of the parser contains  $S' \rightarrow \cdot S$

Example:

For the Grammar used above, SLR Parsing table is as follows:

state	Action						Goto		
	id	+	*	(	)	\$	E	T	F
0	s5			s4			1	2	3
1		s6				acc			
2		r2	s7		r2	r2			
3		r4	r4		r4	r4			
4	s5			s4			8	2	3
5		r6	r6		r6	r6			
6	s5			s4				9	3

7	s5			s4						10
8		s6			s11					
9		r1	s7		r1	r1				
10		r3	r3		r3	r3				
11		r5	r5		r5	r5				

### 6.3.6 shift/reduce and reduce/reduce conflicts

- If a state does not know whether it will make a shift operation or reduction for a terminal, we say that there is a **shift/reduce conflict**.

Example:

$S \rightarrow L=R$	$I_0: S' \rightarrow .S$	$I_1: S' \rightarrow S.$	$I_6: S \rightarrow L=.R$	$I_9: S \rightarrow L=R.$
$S \rightarrow R$	$S \rightarrow .L=R$		$R \rightarrow .L$	
$L \rightarrow *R$	$S \rightarrow .R$	$I_2: S \rightarrow L.=R$	$L \rightarrow .*R$	
$L \rightarrow id$	$L \rightarrow .*R$	$R \rightarrow L.$	$L \rightarrow .id$	
$R \rightarrow L$	$L \rightarrow .id$			
	$R \rightarrow .L$	$I_3: S \rightarrow R.$		
		$I_4: L \rightarrow *.R$	$I_7: L \rightarrow *R.$	
		$R \rightarrow .L$		
		$L \rightarrow .*R$	$I_8: R \rightarrow L.$	
		$L \rightarrow .id$		
		$I_5: L \rightarrow id.$		

Problem in  $I_2$   
 $FOLLOW(R) = \{=, \$\}$   
 $=$  shift 6  
 $\&$  reduce by  $R \rightarrow L$   
 shift/reduce conflict

- If a state does not know whether it will make a reduction operation using the production rule  $i$  or  $j$  for a terminal, we say that there is a **reduce/reduce conflict**.

Example:

$S \rightarrow AaAb$	$I_0: S' \rightarrow .S$
$S \rightarrow BbBa$	$S \rightarrow .AaAb$
$A \rightarrow \epsilon$	$S \rightarrow .BbBa$
$B \rightarrow \epsilon$	$A \rightarrow .$
	$B \rightarrow .$

**Problem**

$FOLLOW(A) = \{a, b\}$   
 $FOLLOW(B) = \{a, b\}$

a  $\begin{cases} \rightarrow \text{reduce by } A \rightarrow \epsilon \\ \rightarrow \text{reduce by } B \rightarrow \epsilon \end{cases}$   
 reduce/reduce conflict

b  $\begin{cases} \rightarrow \text{reduce by } A \rightarrow \epsilon \\ \rightarrow \text{reduce by } B \rightarrow \epsilon \end{cases}$   
 reduce/reduce conflict

If the SLR parsing table of a grammar  $G$  has a conflict, we say that that grammar is not SLR grammar.

## 6.4 Constructing Canonical LR(1) Parsing tables

- In SLR method, the state  $i$  makes a reduction by  $A\alpha \rightarrow$  when the current token is  $a$ :
  - if the  $A\alpha \rightarrow$  in the  $li$  and  $a$  is  $FOLLOW(A)$
- In some situations,  $\beta A$  cannot be followed by the terminal  $a$  in a right-sentential form when  $\alpha\beta$  and the state  $i$  are on the top stack. This means that making reduction in this case is not correct.

$S \rightarrow AaAb$	$S \Rightarrow AaAb \Rightarrow Aab \Rightarrow ab$	$S \Rightarrow BbBa \Rightarrow Bba \Rightarrow ba$
$S \rightarrow BbBa$		
$A \rightarrow \epsilon$	$Aab \Rightarrow \epsilon ab$	$Bba \Rightarrow \epsilon ba$
$B \rightarrow \epsilon$	$AaAb \Rightarrow Aa \epsilon b$	$BbBa \Rightarrow Bb \epsilon a$

### 6.4.1 LR(1) Item

- To avoid some of invalid reductions, the states need to carry more information.
- Extra information is put into a state by including a terminal symbol as a second component in an item.
- A LR(1) item is:
 
$$\text{item} \quad A \rightarrow \alpha.\beta, a \quad \text{where } a \text{ is the look-head of the LR(1) item}$$

(a is a terminal or end-marker.)
- When  $\beta$  ( in the LR(1) item  $A \rightarrow \alpha.\beta, a$  ) is not empty, the look-head does not have any affect.
- When  $\beta$  is empty ( $A \rightarrow \alpha., a$ ), we do the reduction by  $A\alpha \rightarrow$  only if the next input symbol is  $a$  (not for any terminal in  $FOLLOW(A)$ ).
- A state will contain
 
$$A \rightarrow \alpha., a_1 \quad \text{where } \{a_1, \dots, a_n\} \subseteq FOLLOW(A)$$

$$\dots$$

$$A \rightarrow \alpha., a_n$$

### 6.4.2 Closure and GOTO Operations

closure( $I$ ) is: ( where  $I$  is a set of LR(1) items)

- every LR(1) item in  $I$  is in closure( $I$ )
- if  $A\alpha \rightarrow .B\beta, a$  in closure( $I$ ) and  $B\gamma \rightarrow$  is a production rule of  $G$ ; then  $B\gamma, b$  will be in the closure( $I$ ) for each terminal  $b$  in  $FIRST(\beta a)$ .

If  $I$  is a set of LR(1) items and  $X$  is a grammar symbol (terminal or non-terminal), then goto( $I, X$ ) is defined as follows:

- If  $A \rightarrow \alpha.X\beta, a$  in  $I$  then every item in closure( $\{A \rightarrow \alpha.X.\beta, a\}$ ) will be in goto( $I, X$ ).

### 6.4.3 Construction of The Canonical LR(1) Collection

*Algorithm:*

$C$  is  $\{ \text{closure}(\{S' \rightarrow .S, \$\}) \}$   
 repeat the followings until no more set of LR(1) items can be added to  $C$ .  
 for each  $I$  in  $C$  and each grammar symbol  $X$   
 if goto( $I, X$ ) is not empty and not in  $C$   
 add goto( $I, X$ ) to  $C$

GOTO function is a DFA on the sets in  $C$ .

A set of LR(1) items containing the following items

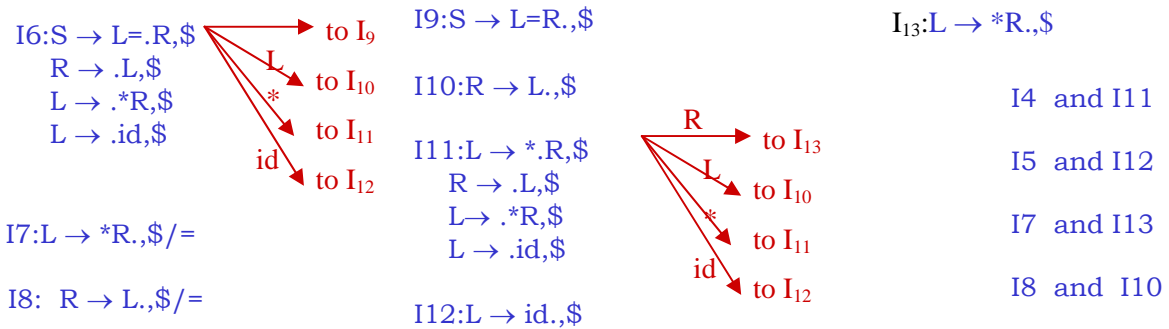
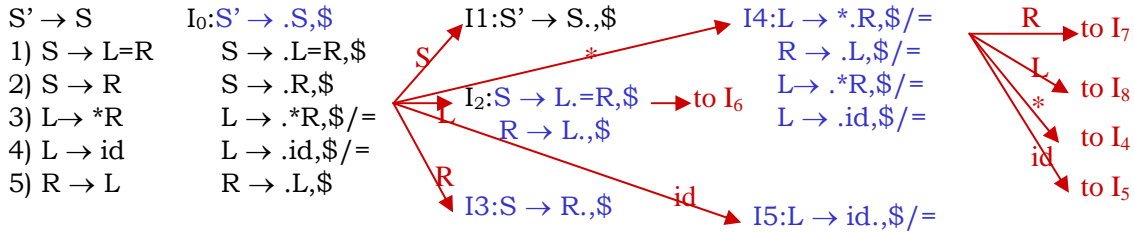
$A \rightarrow \alpha.\beta,a1$

...

$A \rightarrow \alpha.\beta,an$

can be written as  $A \rightarrow \alpha.\beta,a1/a2/.../an$

Example:



### 6.4.4 Parsing Table

- Construct the canonical collection of sets of LR(1) items for  $G'$ .  
 $C \leftarrow \{I_0, \dots, I_n\}$
- Create the parsing action table as follows
  - If  $a$  is a terminal,  $A\alpha \rightarrow a\beta, b$  in  $I_i$  and  $\text{goto}(I_i, a) = I_j$  then  $\text{action}[i, a]$  is *shift*  $j$ .
  - If  $A\alpha \rightarrow \cdot, a$  is in  $I_i$ , then  $\text{action}[i, a]$  is *reduce*  $A\alpha \rightarrow$  where  $A \neq S'$ .
  - If  $S' \rightarrow S., \$$  is in  $I_i$ , then  $\text{action}[i, \$]$  is *accept*.
  - If any conflicting actions generated by these rules, the grammar is not LR(1).
- Create the parsing goto table
  - for all non-terminals  $A$ , if  $\text{goto}(I_i, A) = I_j$  then  $\text{goto}[i, A] = j$
- All entries not defined by (2) and (3) are errors.
- Initial state of the parser contains  $S' \rightarrow \cdot S, \$$

Example:

For the above used Grammar, the parse table is as follows:

	id	*	=	\$	S	L	R
0	S5	s4			1	2	3
1				acc			
2			s6	r5			
3				r2			
4	S5	s4				8	7
5			r4	r4			
6	s12	s11				10	9
7			r3	r3			
8			r5	r5			
9				r1			
10				r5			
11	s12	s11				10	13
12				r4			
13				r3			

no shift/reduce or  
no reduce/reduce conflict  
↓  
so, it is a LR(1) grammar

## 6.4 Constructing LALR Parsing tables

- **LALR** stands for **LookAhead LR**.
- LALR parsers are often used in practice because LALR parsing tables are smaller than Canonical LR parsing tables.
- The number of states in SLR and LALR parsing tables for a grammar G are equal.
- But LALR parsers recognize more grammars than SLR parsers.
- **yacc** creates a LALR parser for the given grammar.
- A state of LALR parser will be again a set of LR(1) items.

Canonical LR(1) Parser → LALR Parser  
shrink # of states

- This shrink process may introduce a **reduce/reduce** conflict in the resulting LALR parser. In that case the grammar is NOT LALR.
- This shrink process cannot produce a **shift/reduce** conflict.

### 6.4.1 The Core of A Set of LR(1) Items

- The core of a set of LR(1) items is the set of its first component.

Example:

$$\begin{array}{l} S \rightarrow L.=R, \$ \\ R \rightarrow L., \$ \end{array} \rightarrow \begin{array}{l} S \rightarrow L.=R \\ R \rightarrow L. \end{array}$$

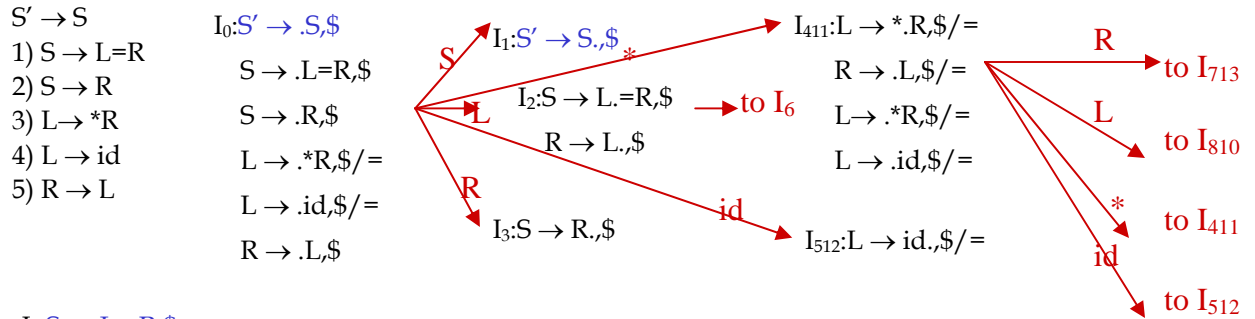
- We will find the states (sets of LR(1) items) in a canonical LR(1) parser with same cores. Then we will merge them as a single state.

Example:

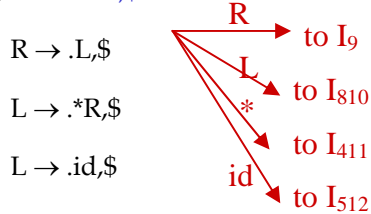
$$I_1: L \rightarrow id., = \qquad I_{12}: L \rightarrow id., =$$







$I_6: S \rightarrow L=R, \$$



$I_9: S \rightarrow L=R, \$$

Same Cores

I4 and I11

I5 and I12

I7 and I13

I8 and I10

$I_{713}: L \rightarrow *.R, \$/=$

$I_{810}: R \rightarrow L, \$/=$

	id	*	=	\$	S	L	R
0	s5	s4			1	2	3
1				acc			
2			s6	r5			
3				r2			
4	s5	s4				8	7
5			r4	r4			
6	s12	s11				10	9
7			r3	r3			
8			r5	r5			
9				r1			

no shift/reduce or  
 no reduce/reduce conflict  
 ↓  
 so, it is a LALR(1) grammar

## 6.4 Using Ambiguous Grammars

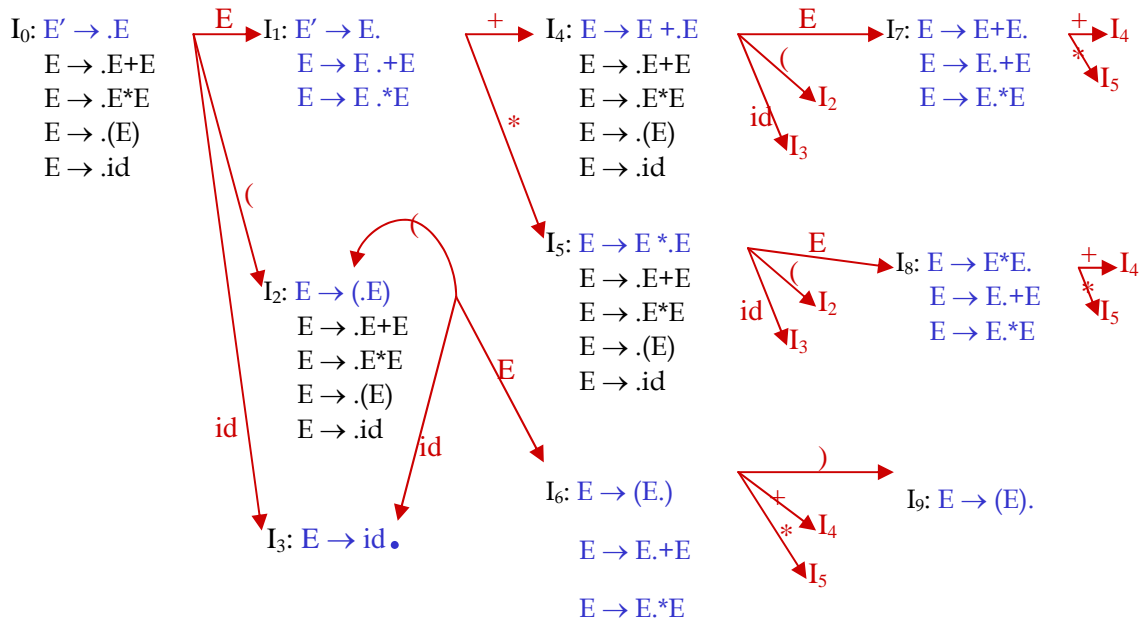
- All grammars used in the construction of LR-parsing tables must be un-ambiguous.
- Can we create LR-parsing tables for ambiguous grammars?
  - Yes, but they will have conflicts.
  - We can resolve these conflicts in favor of one of them to disambiguate the grammar.
  - At the end, we will have again an unambiguous grammar.
- Why we want to use an ambiguous grammar?

- Some of the ambiguous grammars are **much natural**, and a corresponding unambiguous grammar can be very complex.
- Usage of an ambiguous grammar may **eliminate unnecessary reductions**.

Example:

$$E \rightarrow E+E \mid E^*E \mid (E) \mid id \quad \rightarrow \quad \begin{array}{l} E \rightarrow E+T \mid T \\ T \rightarrow T^*F \mid F \\ F \rightarrow (E) \mid id \end{array}$$

### 6.4.1 Sets of LR(0) Items for Ambiguous Grammar



### 6.4.2 SLR-Parsing Tables for Ambiguous Grammar

$FOLLOW(E) = \{ \$, +, *, ) \}$

State I7 has shift/reduce conflicts for symbols + and \*.

$$I_0 \xrightarrow{E} I_1 \xrightarrow{+} I_4 \xrightarrow{E} I_7$$

when current token is +  
 shift  $\rightarrow$  + is right-associative  
 reduce  $\rightarrow$  + is left-associative

when current token is \*  
 shift  $\rightarrow$  \* has higher precedence than +  
 reduce  $\rightarrow$  + has higher precedence than \*

State I8 has shift/reduce conflicts for symbols + and \*.

$$I_0 \xrightarrow{E} I_1 \xrightarrow{*} I_5 \xrightarrow{E} I_7$$

when current token is \*

shift → \* is right-associative

reduce → \* is left-associative

when current token is +

shift → + has higher precedence than \*

reduce → \* has higher precedence than +

	id	+	*	(	)	\$		E
0	s3			s2				1
1		s4	s5			acc		
2	s3			s2				6
3		r4	r4		r4	r4		
4	s3			s2				7
5	s3			s2				8
6		s4	s5		s9			
7		r1	s5		r1	r1		
8		r2	r2		r2	r2		
9		r3	r3		r3	r3		

## 7. SYNTAX-DIRECTED TRANSLATION

- Grammar symbols are associated with **attributes** to associate information with the programming language constructs that they represent.
- Values of these attributes are evaluated by the **semantic rules** associated with the production rules.
- Evaluation of these semantic rules:
  - may generate intermediate codes
  - may put information into the symbol table
  - may perform type checking
  - may issue error messages
  - may perform some other activities
  - In fact, they may perform almost any activities.
- An attribute may hold almost any thing.
  - A string, a number, a memory location, a complex record.
- Evaluation of a semantic rule defines the value of an attribute. But a semantic rule may also have some side effects such as printing a value.

Example:

<u>Production</u>	<u>Semantic Rule</u>	<u>Program Fragment</u>
$L \rightarrow E \text{ return}$	<code>print(E.val)</code>	<code>print(val[top-1])</code>
$E \rightarrow E^1 + T$	<code>E.val = E<sup>1</sup>.val + T.val</code>	<code>val[ntop] = val[top-2] + val[top]</code>
$E \rightarrow T$	<code>E.val = T.val</code>	
$T \rightarrow T^1 * F$	<code>T.val = T<sup>1</sup>.val * F.val</code>	<code>val[ntop] = val[top-2] * val[top]</code>
$T \rightarrow F$	<code>T.val = F.val</code>	
$F \rightarrow ( E )$	<code>F.val = E.val</code>	<code>val[ntop] = val[top-1]</code>
$F \rightarrow \text{digit}$	<code>F.val = digit.lexval</code>	<code>val[top] = digit.lexval</code>

- Symbols E, T, and F are associated with an attribute *val*.
- The token **digit** has an attribute *lexval* (it is assumed that it is evaluated by the lexical analyzer).
- The *Program Fragment* above represents the implementation of the semantic rule for a bottom-up parser.
- At each shift of **digit**, we also push **digit.lexval** into *val-stack*.
- At all other shifts, we do not put anything into *val-stack* because other terminals do not have attributes (but we increment the stack pointer for *val-stack*).
- The above model is suited for a desk calculator where the purpose is to evaluate and to generate code.

### 7.1 Intermediate Code Generation

- *Intermediate codes* are machine independent codes, but they are close to machine instructions.
- The given program in a source language is converted to an equivalent program in an intermediate language by the intermediate code generator.
- Intermediate language can be many different languages, and the designer of the compiler decides this intermediate language.
  - syntax trees can be used as an intermediate language.
  - postfix notation can be used as an intermediate language.
  - three-address code (Quadruples) can be used as an intermediate language
    - we will use quadruples to discuss intermediate code generation
    - quadruples are close to machine instructions, but they are not actual machine instructions.

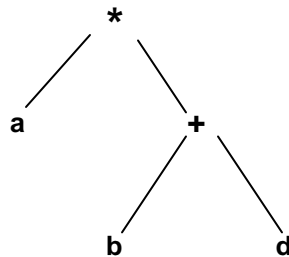
### 7.1.1 Syntax Tree

Syntax Tree is a variant of the Parse tree, where each leaf represents an operand and each interior node an operator.

Example:

<u>Production</u>	<u>Semantic Rule</u>
$E \rightarrow E1 \text{ op } E2$	$E.val = \text{NODE}(\text{op}, E1.val, E2.val)$
$E \rightarrow (E1)$	$E.val = E1.val$
$E \rightarrow - E1$	$E.val = \text{UNARY}(-, E1.val)$
$E \rightarrow \text{id}$	$E.val = \text{LEAF}(\text{id})$

A sentence  $a*(b+d)$  would have the following syntax tree:



### 7.1.2 Postfix Notation

Postfix Notation is another useful form of intermediate code if the language is mostly expressions.

Example:

<u>Production</u>	<u>Semantic Rule</u>	<u>Program Fragment</u>
$E \rightarrow E1 \text{ op } E2$	$E.code = E1.code    E2.code    \text{op}$	print op
$E \rightarrow (E1)$	$E.code = E1.code$	
$E \rightarrow \text{id}$	$E.code = \text{id}$	print id

### 7.1.3 Three Address Code

- We use the term “three-address code” because each statement usually contains three addresses (two for operands, one for the result).
- The most general kind of three-address code is:

$$x := y \text{ op } z$$

where x, y and z are names, constants or compiler-generated temporaries; **op** is any operator.

- But we may also the following notation for quadraples (much better notation because it looks like a machine code instruction)

$$\text{op } y,z,x$$

apply operator op to y and z, and store the result in x.

### 7.1.4 Representation of three-address codes

Three-address code can be represented in various forms viz. Quadruples, Triples and Indirect Triples. These forms are demonstrated by way of an example below.

Example:

$A = -B * (C + D)$   
 Three-Address code is as follows:  
 $T1 = -B$   
 $T2 = C + D$   
 $T3 = T1 * T2$   
 $A = T3$

Quadruple:

	<i>Operator</i>	<i>Operand 1</i>	<i>Operand 2</i>	<i>Result</i>
(1)	-	B		T1
(2)	+	C	D	T2
(3)	*	T1	T2	T3
(4)	=	A	T3	

Triple:

	<i>Operator</i>	<i>Operand 1</i>	<i>Operand 2</i>
(1)	-	B	
(2)	+	C	D
(3)	*	(1)	(2)
(4)	=	A	(3)

Indirect Triple:

	<i>Statement</i>		
	(0)	(56)	
	(1)	(57)	
	(2)	(58)	
	(3)	(59)	

	<i>Operator</i>	<i>Operand 1</i>	<i>Operand 2</i>
(56)	-	B	
(57)	+	C	D
(58)	*	(56)	(57)
(59)	=	A	(58)

## 7.2 Translation of Assignment Statements

A statement  $A := - B * (C + D)$  has the following three-address translation:

```
T1 := - B
T2 := C+D
T3 := T1* T2
A := T3
```

<u>Production</u>	<u>Semantic Action</u>
$S \rightarrow id := E$	$S.code = E.code \parallel gen( id.place = E.place )$
$E \rightarrow E1 + E2$	$E.place = newtemp();$ $E.code = E1.code \parallel E2.code \parallel gen( E.place = E1.place + E2.place )$
$E \rightarrow E1 * E2$	$E.place = newtemp();$ $E.code = E1.code \parallel E2.code \parallel gen( E.place = E1.place * E2.place )$
$E \rightarrow - E1$	$E.place = newtemp();$ $E.code = E1.code \parallel gen( E.place = - E1.place )$
$E \rightarrow ( E1 )$	$E.place = E1.place;$ $E.code = E1.code$
$E \rightarrow id$	$E.place = id.place;$ $E.code = null$

## 7.3 Translation of Boolean Expressions

Grammar for Boolean Expressions is:

```
E → E or E
E → E and E
E → not E
E → ( E )
E → id
E → id relop id
```

There are two representations viz. Numerical and Control-Flow.

### 7.3.1 Numerical Representation of Boolean

- TRUE is denoted by 1 and FALSE by 0.
- Expressions are evaluated from left to right, in a manner similar to arithmetic expressions.

Example:

The translation for **A or B and C** is the three-address sequence:

```
T1 := B and C
T2 := A or T1
```

Also, the translation of a relational expression such as  $A < B$  is the three-address sequence:



```

(1) if A < B goto (4)
(2) T := 0
(3) goto (5)
(4) T := 1
(5)

```

Therefore, a Boolean expression  $A < B$  or  $C$  can be translated as:

```

(1) if A < B goto (4)
(2) T1 := 0
(3) goto (5)
(4) T1 := 1
(5) T2 := T1 or C

```

<u>Production</u>	<u>Semantic Action</u>
$E \rightarrow E1 \text{ or } E2$	T = newtemp (); E.place = T; Gen (T = E1.place or E2.place)
$E \rightarrow E1 \text{ and } E2$	T = newtemp (); E.place = T; Gen (T = E1.place and E2.place)
$E \rightarrow \text{not } E1$	T = newtemp (); E.place = T; Gen (T = not E1.place)
$E \rightarrow ( E1 )$	E.place = E1.place; E.code = E1.code
$E \rightarrow \text{id}$	E.place = id.place; E.code = null
$E \rightarrow \text{id1 relop id2}$	T = newtemp (); E.place = T; Gen (if id1.place relop id2.place goto NEXTQUAD+3) Gen (T = 0) Gen (goto NEXTQUAD+2) Gen (T = 1)

- Quadruples are being generated and NEXTQUAD indicates the next available entry in the quadruple array.

### 7.3.2 Control-Flow Representation of Boolean Expressions

- If we evaluate Boolean expressions by program position, we may be able to avoid evaluating the entire expressions.
- In  $A$  or  $B$ , if we determine  $A$  to be true, we need not evaluate  $B$  and can declare the entire expression to be true.
- In  $A$  and  $B$ , if we determine  $A$  to be false, we need not evaluate  $B$  and can declare the entire expression to be false.
- A better code can thus be generated using the above properties.

Example:

The statement **if (A<B || C<D) x = y + z;** can be translated as

- (1) if A<B goto (4)
- (2) if C<D goto (4)
- (3) goto (6)
- (4) T = y + z
- (5) X = T
- (6)

Here (4) is a true exit and (6) is a false exit of the Boolean expressions.

### 7.3.3 Generating 3-address code for Numerical Representation of Boolean expressions

- Consider a production **E → E1 or E2** that represents the OR Boolean expression. If E1 is true, we know that E is true so we make the location TRUE for E1 be the same as TRUE for E. If E1 is false, then we must evaluate E2, so we make FALSE for E1 be the first statement in the code for E2. The TRUE and FALSE exits can be made the same as the TRUE and FALSE exits of E, respectively.
- Consider a production **E → E1 and E2** that represents the AND Boolean expression. If E1 is false, we know that E is false so we make the location FALSE for E1 be the same as FALSE for E. If E1 is true, then we must evaluate E2, so we make TRUE for E1 be the first statement in the code for E2. The TRUE and FALSE exits can be made the same as the TRUE and FALSE exits of E, respectively.
- Consider the production **E → not E** that represents the NOT Boolean expression. We may simply interchange the TRUE and FALSE exits of E1 to get the TRUE and FALSE exits of E.
- To generate quadruples in the manner suggested above, we use three functions- Makelist, Merge and Backpatch that shall work on the list of quadruples as suggested by their name.
- If we need to proceed to E2 after evaluating E1, we have an efficient way of doing this by modifying our grammar as follows:

```
E → E or M E
E → E and M E
E → not E
E → ( E )
E → id
E → id relop id
M → ε
```

- The translation scheme for this grammar would as follows:

<u>Production</u>	<u>Semantic Action</u>
$E \rightarrow E1 \text{ or } M E2$	BACKPATCH (E1.FALSE, M.QUAD); E.TRUE = MERGE (E1.TRUE, E2.TRUE); E.FALSE = E2.FALSE;
$E \rightarrow E1 \text{ and } M E2$	BACKPATCH (E1.TRUE, M.QUAD); E.TRUE = E2.TRUE; E.FALSE = MERGE (E1.FALSE, E2.FALSE);
$E \rightarrow \text{not } E1$	E.TRUE = E1.FALSE; E.FALSE = E1.TRUE;

$E \rightarrow ( E1 )$	$E.TRUE = E1.TRUE;$ $E.FALSE = E1.FALSE;$
$E \rightarrow id$	$E.TRUE = MAKELIST (NEXTQUAD);$ $E.FALSE = MAKELIST (NEXTQUAD + 1);$ $GEN (if id.PLACE goto \_ );$ $GEN (goto \_ );$
$E \rightarrow id1 relop id2$	$E.TRUE = MAKELIST (NEXTQUAD);$ $E.FALSE = MAKELIST (NEXTQUAD + 1);$ $GEN ( if id1.PLACE relop id2.PLACE goto \_ );$ $GEN (goto \_ );$
$M \rightarrow \varepsilon$	$M.QUAD = NEXTQUAD;$

Example:

For the expression  $P < Q$  or  $R < S$  and  $T$ , the parsing steps and corresponding semantic actions are shown below. We assume that NEXTQUAD has an initial value of 100.

Step 1:  $P < Q$  gets reduced to  $E$  by  $E \rightarrow id relop id$ . The grammatical form is  $E1$  or  $R < S$  and  $T$ .

We have the following code generated (Makelist).

```
100: if P<Q goto _
101: goto _
```

$E1$  is true if goto of 100 is reached and false if goto of 101 is reached.

Step 2:  $R < S$  gets reduced to  $E$  by  $E \rightarrow id relop id$ . The grammatical form is  $E1$  or  $E2$  and  $T$ .

We have the following code generated (Makelist).

```
102: if R<S goto _
103: goto _
```

$E2$  is true if goto of 102 is reached and false if goto of 103 is reached.

Step 3:  $T$  gets reduced to  $E$  by  $E \rightarrow id$ . The grammatical form is  $E1$  or  $E2$  and  $E3$ .

We have the following code generated (Makelist).

```
104: if T goto _
105: goto _
```

$E3$  is true if goto of 104 is reached and false if goto of 105 is reached.

Step 4:  $E2$  and  $E3$  gets reduced to  $E$  by  $E \rightarrow E and E$ . The grammatical form is  $E1$  or  $E4$ .

We have no new code generated but changes are made in the already generated code (Backpatch).

```

100: if P<Q goto _
101: goto _
102: if R<S goto 104
103: goto _
104: if T goto _
105: goto _

```

E4 is true only if E3.TRUE (goto of 104) is reached. E4 is false if E2.FALSE (goto of 103) or E3.FALSE (goto of 105) is reached (Merge).

Step 5: E1 or E4 gets reduced to E by  $E \rightarrow E \text{ or } E$ . The grammatical form is E.

We have no new code generated but changes are made in the already generated code (Backpatch).

```

100: if P<Q goto _
101: goto 102
102: if R<S goto 104
103: goto _
104: if T goto _
105: goto _

```

E is true only if E1.TRUE (goto of 100) or E2.TRUE (goto of 104) is reached (Merge). E is false if E4.FALSE (goto of 103 or 105) is reached.

### 7.3.4 Mixed Mode Expressions

- Boolean expressions may in practice contain arithmetic sub expressions e.g.  $(A+B)>C$ .
- We can accommodate such sub-expressions by adding the production  $E \rightarrow E \text{ op } E$  to our grammar.
- We will also add a new field MODE for E. If E has been achieved after reduction using the above (arithmetic) production, we make  $E.MODE = \text{arith}$ , otherwise make  $E.MODE = \text{bool}$ .
- If  $E.MODE = \text{arith}$ , we treat it arithmetically and use E.PLACE. If  $E.MODE = \text{bool}$ , we treat it as Boolean and use E.FALSE and E.TRUE.

### 7.4 Statements that Alter Flow of Control

- In order to implement goto statements, we need to define a LABEL for a statement. A production can be added for this purpose:

```

S → LABEL : S
LABEL → id

```

- The semantic action attached with this production is to record the LABEL and its value (NEXTQUAD) in the symbol table. It will also Backpatch any previous references to this LABEL with its current value.
- Following grammar can be used to incorporate structured Flow-of-control constructs:

- (1)  $S \rightarrow \text{if } E \text{ then } S$
- (2)  $S \rightarrow \text{if } E \text{ then } S \text{ else } S$
- (3)  $S \rightarrow \text{while } E \text{ do } S$
- (4)  $S \rightarrow \text{begin } L \text{ end}$
- (5)  $S \rightarrow A$

- (6)  $L \rightarrow L ; S$
- (7)  $L \rightarrow S$

Here, S denotes a statement, L a statement-list, A an assignment statement and E a Boolean-valued expression.

#### 7.4.1 Translation Scheme for statements that alter flow of control

- We introduce a new field NEXT for S and L like TRUE and FALSE for E. S.NEXT and L.NEXT are respectively the pointers to a list of all conditional and unconditional jumps to the quadruple following statement S and statement-list L in execution order.
- We also introduce the marker non-terminal M as in the case of grammar for Boolean expressions. This is put before statement in if-then, before both statements in if-then-else and the statement in while-do as we may need to proceed to them after evaluating E. In case of while-do, we also need to put M before E as we may need to come back to it after executing S.
- In case of if-then-else, if we evaluate E to be true, first S will be executed. After this we should ensure that instead of second S, the code after this if-then-else statement be executed. We thus place another non-terminal marker N after first S i.e. before else.
- The grammar now is as follows:

- (1)  $S \rightarrow \text{if } E \text{ then } M S$
- (2)  $S \rightarrow \text{if } E \text{ then } M S N \text{ else } M S$
- (3)  $S \rightarrow \text{while } M E \text{ do } M S$
- (4)  $S \rightarrow \text{begin } L \text{ end}$
- (5)  $S \rightarrow A$
- (6)  $L \rightarrow L ; M S$
- (7)  $L \rightarrow S$
- (8)  $M \rightarrow \epsilon$
- (9)  $N \rightarrow \epsilon$

- The translation scheme for this grammar would as follows:

<u>Production</u>	<u>Semantic Action</u>
$S \rightarrow \text{if } E \text{ then } M S1$	BACKPATCH (E.TRUE, M.QUAD) S.NEXT = MERGE (E.FALSE, S1.NEXT)
$S \rightarrow \text{if } E \text{ then } M1 S1 N \text{ else } M2 S2$	BACKPATCH (E.TRUE, M1.QUAD) BACKPATCH (E.FALSE, M2.QUAD) S.NEXT = MERGE (S1.NEXT, N.NEXT, S2.NEXT)
$S \rightarrow \text{while } M1 E \text{ do } M2 S1$	BACKPATCH (S1.NEXT, M1.QUAD) BACKPATCH (E.TRUE, M2.QUAD) S.NEXT = E.FALSE GEN (goto M1.QUAD)
$S \rightarrow \text{begin } L \text{ end}$	S.NEXT = L.NEXT
$S \rightarrow A$	S.NEXT = MAKELIST ( )
$L \rightarrow L1 ; M S$	BACKPATCH (L1.NEXT, M.QUAD) L.NEXT = S.NEXT
$L \rightarrow S$	L.NEXT = S.NEXT

$M \rightarrow \varepsilon$

$M.QUAD = NEXTQUAD$

$N \rightarrow \varepsilon$

$N.NEXT = MAKELIST (NEXTQUAD)$   
 $GEN (goto \_)$

## 7.5 Postfix Translations

- In an production  $A \rightarrow \alpha$ , the translation rule of A.CODE consists of the concatenation of the CODE translations of the non-terminals in  $\alpha$  in the same order as the non-terminals appear in  $\alpha$ .
- Productions can be factored to achieve Postfix form.

### 7.5.1 Postfix translation of while statement

The production

$S \rightarrow \text{while } M1 \text{ E do } M2 \text{ S1}$

can be factored as

$S \rightarrow C \text{ S1}$

$C \rightarrow W \text{ E do}$

$W \rightarrow \text{while}$

A suitable translation scheme would be

<u>Production</u>	<u>Semantic Action</u>
$W \rightarrow \text{while}$	$W.QUAD = NEXTQUAD$
$C \rightarrow W \text{ E do}$	$C.QUAD = W.QUAD$ $BACKPATCH (E.TRUE, NEXTQUAD)$ $C.FALSE = E.FALSE$
$S \rightarrow C \text{ S1}$	$BACKPATCH (S1.NEXT, C.QUAD)$ $S.NEXT = C.FALSE$ $GEN (goto C.QUAD)$

### 7.5.2 Postfix translation of for statement

Consider the following production which stands for the for-statement

$S \rightarrow \text{for } L = E1 \text{ step } E2 \text{ to } E3 \text{ do } S1$

Here L is any expression with l-value, usually a variable, called the index. E1, E2 and E3 are expressions called the initial value, increment and limit, respectively. Semantically, the for-statement is equivalent to the following program.

```
begin
  INDEX = addr ( L );
  *INDEX = E1;
  INCR = E2;
  LIMIT = E3;
  while *INDEX <= LIMIT do
    begin
```

```

        code for statement S1;
        *INDEX = *INDEX + INCR;
    end
end

```

The non-terminals L, E1, E2, E3 and S appear in the same order as in the production. The production can be factored as

- (1)  $F \rightarrow \text{for } L$
- (2)  $T \rightarrow F = E1 \text{ by } E2 \text{ to } E3 \text{ do}$
- (3)  $S \rightarrow T S1$

A suitable translation scheme would be

<u>Production</u>	<u>Semantic Action</u>
$F \rightarrow \text{for } L$	$F.INDEX = L.INDEX$
$T \rightarrow F = E1 \text{ by } E2 \text{ to } E3 \text{ do}$	$GEN (*F.INDEX = E1.PLACE)$ $INCR = NEWTEMP ( )$ $LIMIT = NEWTEMP ( )$ $GEN (INCR = E2.PLACE)$ $GEN (LIMIT = E3.PLACE)$ $T.QUAD = NEXTQUAD$ $T.NEXT = MAKELIST (NEXTQUAD)$ $GEN (IF *F.INDEX > LIMIT \text{ goto } \_)$ $T.INDEX = F.INDEX$ $T.INCR = INCR$
$S \rightarrow T S1$	$BACKPATCH (S1.NEXT, NEXTQUAD)$ $GEN (*T.INDEX = *T.INDEX + T.INCR)$ $GEN (\text{goto } T.QUAD)$ $S.NEXT = T.NEXT$

## 7.6 Translation with a Top-Down Parser

- Any translation done by top-down parser can be done in a bottom-up parser also.
- But in certain situations, translation with a top-down parser is advantageous as tricks such as placing a marker non-terminal can be avoided.
- Semantic routines can be called in the middle of productions in top-down parser.

## 7.7 Array references in arithmetic expressions

- Elements of arrays can be accessed quickly if the elements are stored in a block of consecutive locations.
- For a one-dimensional array A:

**Base (A)** is the address of the first location of the array A,  
**width** is the width of each array element.  
**low** is the index of the first array element

location of  $A[i] = \text{baseA} + (i - \text{low}) * \text{width}$

$\text{baseA} + (i - \text{low}) * \text{width}$

can be re-written as

$i * \text{width} + (\text{baseA} - \text{low} * \text{width})$   
 ↗ should be computed at run-time      ↖ can be computed at compile-time

- So, the location of  $A[i]$  can be computed at the run-time by evaluating the formula  $i * \text{width} + c$  where  $c$  is  $(\text{baseA} - \text{low} * \text{width})$  which is evaluated at compile-time.
- Intermediate code generator should produce the code to evaluate this formula  $i * \text{width} + c$  (one multiplication and one addition operation).
- A two-dimensional array can be stored in either row-major (row-by-row) or column-major (column-by-column).
- Most of the programming languages use row-major method.
- The location of  $A[i_1, i_2]$  is  $\text{baseA} + ((i_1 - \text{low}_1) * n_2 + i_2 - \text{low}_2) * \text{width}$

**baseA** is the location of the array A.  
**low1** is the index of the first row  
**low2** is the index of the first column  
**n2** is the number of elements in each row  
**width** is the width of each array element

Again, this formula can be re-written as

$((i_1 * n_2) + i_2) * \text{width} + (\text{baseA} - ((\text{low}_1 * n_1) + \text{low}_2) * \text{width})$   
 ↗ should be computed at run-time      ↖ can be computed at compile-time

- Arrays of any dimension can be dealt in a similar but general manner.

In general, the location of  $A[i_1, i_2, \dots, i_k]$  is

$(( \dots ((i_1 * n_2) + i_2) \dots ) * n_k + i_k) * \text{width} + (\text{baseA} - ((\dots ((\text{low}_1 * n_1) + \text{low}_2) \dots ) * n_k + \text{low}_k) * \text{width})$

So, the intermediate code generator should produce the codes to evaluate the following formula (to find the location of  $A[i_1, i_2, \dots, i_k]$ ):

$(( \dots ((i_1 * n_2) + i_2) \dots ) * n_k + i_k) * \text{width} + c$

To evaluate the  $(( \dots ((i_1 * n_2) + i_2) \dots ) * n_k + i_k)$  portion of this formula, we can use the recurrence equation:

$e_1 = i_1$   
 $e_m = e_{m-1} * n_m + i_m$

### 7.7.1 Grammar and Translation Scheme

The grammar and suitable translation scheme for arithmetic expressions with array references is as given below:

<u>Production</u>	<u>Semantic Action</u>
$S \rightarrow L = E$	if (L.OFFSET = NULL) then GEN (L.PLACE = E.PLACE) else GEN(L.PLACE [ L.OFFSET ] = E.PLACE)
$E \rightarrow E_1 + E_2$	E.PLACE = NEWTEMP ( )



	GEN (E.PLACE = E1.PLACE + E2.PLACE)
E → ( E1 )	E.PLACE = E1.PLACE
E → L	if (L.OFFSET = NULL) then E.PLACE = L.PLACE else {E.PLACE = NEWTEMP ( ); GEN (E.PLACE = L.PLACE[L.OFFSET])}
L → id	L.PLACE = id.PLACE L.OFFSET = NULL
L → ELIST ]	L.PLACE = NEWTEMP ( ) L.OFFSET = NEWTEMP ( ) GEN (L.PLACE = ELIST.ARRAY - C) GEN (L.OFFSET = ELIST.PLACE * WIDTH (ELIST.ARRAY))
ELIST → ELIST1 , E	ELIST.ARRAY = ELIST1.ARRAY ELIST.PLACE = NEWTEMP ( ) ELIST.NDIM = ELIST1.NDIM + 1 GEN (ELIST.PLACE = ELIST1.PLACE * LIMIT (ELIST.ARRAY, ELIST.NDIM)) GEN (ELIST.PLACE = E.PLACE + ELIST.PLACE)
ELIST → id [ E	ELIST.ARRAY = id.PLACE ELIST.PLACE = E.PLACE ELIST.NDIM = 1

Here, NDIM denotes the number of dimensions, LIMIT (ARRAY, i) function returns the upper limit along the ith dimension of ARRAY i.e. ni, WIDTH (ARRAY) returns the number of bytes for one element of ARRAY.

## 7.8 Declarations

Following is the grammar and a suitable translation scheme for declaration statements:

<u>Production</u>	<u>Semantic Action</u>
D → integer, id	ENTER (id.PLACE, integer) D.ATTR = integer
D → real, id	ENTER (id.PLACE, real) D.ATTR = real
D → D1, id	ENTER (id.PLACE, D1.ATTR) D.ATTR = D1.ATTR

Here, ENTER makes the entry into symbol table while ATTR is used to trace the data type.

## 7.9 Procedure Calls

Following is the grammar and a suitable translation scheme for Procedure Calls:

<u>Production</u>	<u>Semantic Action</u>
S → call id (ELIST)	for each item p on QUEUE do GEN (param p) GEN (call id.PLACE)

ELIST → ELIST, E

append E.PLACE to the end of QUEUE

ELIST → E

initialize QUEUE to contain only E.PLACE

QUEUE is used to store the list of parameters in the procedure call.

## 7.10 Case Statements

The case statement has following syntax:

```
switch E
  begin
    case V1: S1
    case V2: S2
    .
    .
    .
    case Vn-1: Sn-1
    default: Sn
  end
```

The translation scheme for this shown below:

```

      code to evaluate E into T
      goto TEST
L1:   code for S1
      goto NEXT
L2:   code for S2
      goto NEXT
      .
      .
      .
Ln-1: code for Sn-1
      goto NEXT
Ln:   code for Sn
      goto NEXT
TEST: if T = V1 goto L1
      if T = V2 goto L2
      .
      .
      .
      if T = Vn-1 goto Ln-1
      goto Ln
NEXT:
```

## 8. SYMBOL TABLES

- Symbol table is a data structure meant to collect information about names appearing in the source program.
- It keeps track about the scope/binding information about names.
- Each entry in the symbol table has a pair of the form (name and information).
- Information consists of attributes (e.g. type, location) depending on the language.
- Whenever a name is encountered, it is checked in the symbol table to see if already occurs. If not, a new entry is created.
- In some cases, the symbol table record is created by the lexical analyzer as soon as the name is encountered in the input, and the attributes of the name are entered when the declarations are processed.
- If same name can be used to denote different program elements in the same block, the symbol table record is created only when the name's syntactic role is discovered.

### 8.1 Operations on a Symbol Table

- Determine whether a given name is in the table
- Add a new name to the table
- Access information associated to a given name
- Add new information for a given name
- Delete a name (or a group of names) from the table

### 8.2 Implementation

- Each entry in a symbol table can be implemented as a record that consists of several fields.
- The entries in symbol table records are not uniform and depend on the program element identified by the name.
- Some information about the name may be kept outside of the symbol table record and/or some fields of the record may be left vacant for the reason of uniformity. A pointer to this information may be stored in the record.
- The name may be stored in the symbol table record itself, or it can be stored in a separate array of characters and a pointer to it in the symbol table.
- The information about runtime storage location, to be used at the time of code generation, is kept in the symbol table.
- There are various approaches to symbol table organization e.g. Linear List, Search Tree and Hash Table.

#### 8.2.1 Linear List

- It is the simplest approach in symbol table organization.
- The new names are added to the table in the order they arrive.
- A name is searched for its existence linearly.
- The average number of comparisons required are proportional to  $0.5*(n+1)$  where  $n$ =number of entries in the table.
- It takes less space but more access time.

#### 8.2.2 Search Tree

- It is more efficient than Linear Trees.
- We provide two links- left and right, which point to record in the search tree.
- A new name is added at a proper location in the tree such that it can be accessed alphabetically.
- For any node name1 in the tree, all names accessible by following the left link precede name1 alphabetically.
- Similarly, for any node name1 in the tree, all names accessible by following the right link succeed name1 alphabetically.
- The time for adding/searching a name is proportional to  $(m+n) \log_2 n$ .

### 8.2.3 Hash Table

- A hash table is a table of k-pointers from 0 to k-1 that point to the symbol table and record within the symbol table.
- To search a value, we find out the hash value of the name by applying suitable hash function.
- The hash function maps the name into an integer value between 0 and k-1 and uses it as an index in the hash table to search the list of the table records that are built on that hash index.
- To add a non-existent name, we create a record for that name and insert it at the head of the list.

### 8.3 Scope Information

- Each name possesses a region of validity within the source program called the scope of that name.
- The rules governing the scope of names in a block-structured language are as follows:
  - A name declared within block B is valid only within B.
  - If block B1 is nested within B2, then any name that is valid for B2 is also valid for B1, unless identifier for that name is re-declared in B1.
- These rules require a more complicated symbol table organization than simply a list of associations between names and attributes.
- One technique is to keep multiple symbol tables for each active block:
  - Each table is list of names and their associated attributes, and the tables are organized on stack.
  - Whenever a new block is entered, a new table is pushed on the stack.
  - When a declaration is compiled, the table on the stack is searched for the name.
  - If name is not found it is inserted.
  - When a reference is translated, it is searched in all tables starting from top.
- Another technique is to represent scope information in the symbol table.
  - Store the nesting depth of each procedure block in the symbol table.
  - Use the (procedure name, nesting depth) pair as the key to accessing the information from the table.
  - The nesting depth of a procedure is a number that is obtained by starting with a value of one for the main and adding one to it every time we go from an enclosing to an enclosed procedure. It counts the number of procedure in the referencing environment of a procedure.

## 9. RUN TIME ADMINISTRATION

- How do we allocate the space for the generated target code and the data object of our source programs?
- The places of the data objects that can be determined at compile time will be *allocated statically*.
- But the places for the some of data objects will be *allocated at run-time*.
- The allocation of de-allocation of the data objects is managed by the *run-time support package*.
  - run-time support package is loaded together with the generate target code.
  - the structure of the run-time support package depends on the semantics of the programming language (especially the semantics of procedures in that language).

### 9.1 Procedure Activations

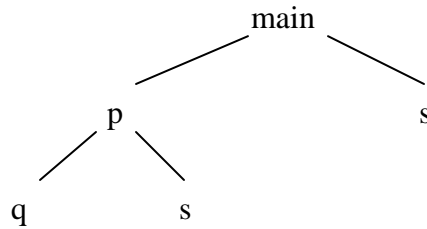
- Each execution of a procedure is called as *activation of that procedure*.
- An execution of a procedure starts at the beginning of the procedure body;
- When the procedure is completed, it returns the control to the point immediately after the place where that procedure is called.
- Each execution of a procedure is called as its *activation*.
- *Lifetime* of an activation of a procedure is the sequence of the steps between the first and the last steps in the execution of that procedure (including the other procedures called by that procedure).
- If a and b are procedure activations, then their lifetimes are either non-overlapping or are nested.
- If a procedure is recursive, a new activation can begin before an earlier activation of the same procedure has ended.

#### 9.1.1 Activation Tree

- We can use a tree (called activation tree) to show the way control enters and leaves activations.
- In an activation tree:
  - Each node represents an activation of a procedure.
  - The root represents the activation of the main program.
  - The node a is a parent of the node b iff the control flows from a to b.
  - The node a is left to to the node b iff the lifetime of a occurs before the lifetime of b.

Example:

```
program main;                                enter main
  procedure s;                                enter p
    begin ... end;                            enter q
  procedure p;                                exit q
    procedure q;                              enter s
      begin ... end;                          exit s
    begin q; s; end;                          exit p
  begin p; s; end;                            enter s
                                              exit s
                                              exit main
```



### 9.1.2 Control Stack

- The flow of the control in a program corresponds to a depth-first traversal of the activation tree that:
  - starts at the root,
  - visits a node before its children, and
  - recursively visits children at each node in a left-to-right order.
- A stack (called **control stack**) can be used to keep track of live procedure activations.
  - An activation record is pushed onto the control stack as the activation starts.
  - That activation record is popped when that activation ends.
- When node *n* is at the top of the control stack, the stack contains the nodes along the path from *n* to the root.

### 9.1.3 Variable Scopes

- The same variable name can be used in the different parts of the program.
- The scope rules of the language determine which declaration of a name applies when the name appears in the program.
- An occurrence of a variable (a name) is:
  - **local**: If that occurrence is in the same procedure in which that name is declared.
  - **non-local**: Otherwise (ie. it is declared outside of that procedure)

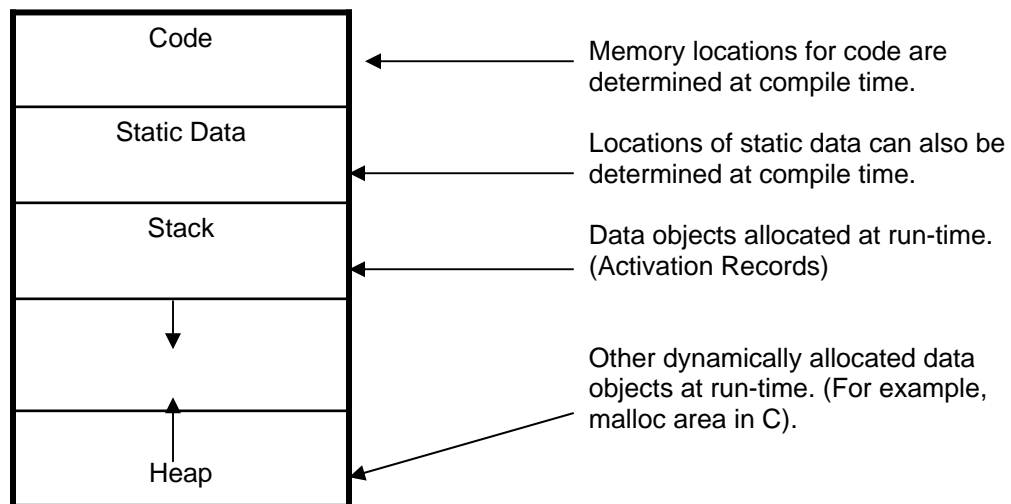
Example:

```

procedure p;
  var b:real;
  procedure p;
    var a: integer;
    begin a := 1; b := 2; end;
begin ... end;
  
```

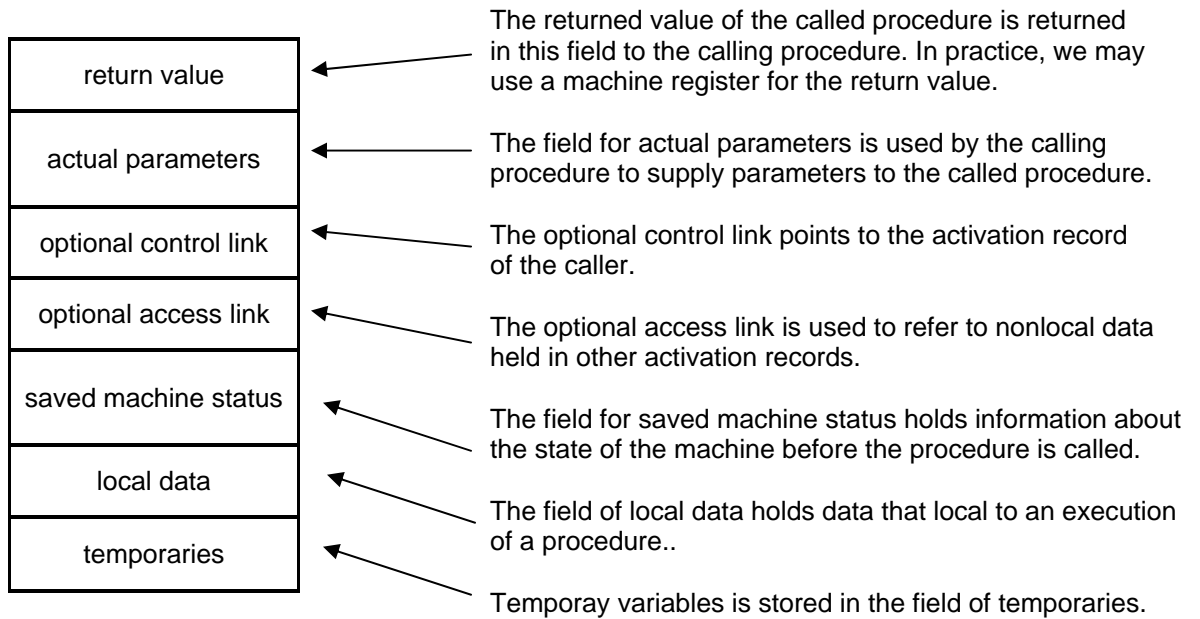
a is local  
b is non-local

## 9.2 Storage Organization



### 9.2.1 Activation Records

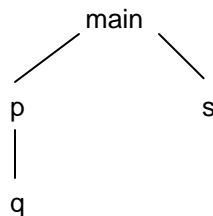
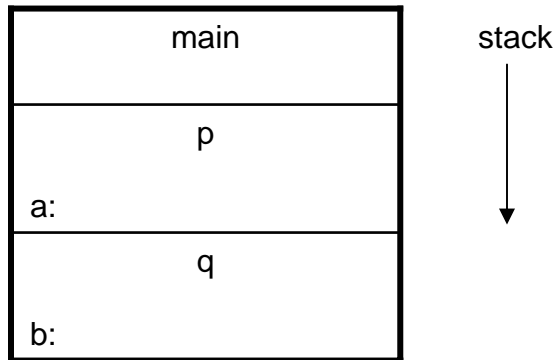
- Information needed by a single execution of a procedure is managed using a contiguous block of storage called **activation record**.
- An activation record is allocated when a procedure is entered, and it is de-allocated when that procedure exited.
- Size of each field can be determined at compile time (Although actual location of the activation record is determined at run-time).
  - Except that if the procedure has a local variable and its size depends on a parameter, its size is determined at the run time.



Example:  
(For a non-recursive procedure)

```

program main;
procedure p;
var a:real;
procedure q;
var b:integer;
begin ... end;
begin q; end;
procedure s;
var c:integer;
begin ... end;
begin p; s; end;
    
```



Example:

(For a recursive procedure)

```
program main;  
  procedure p;  
  function  
  q(a:integer):integer;  
  begin  
    if (a=1) then q:=1;  
    else q:=a+q(a-1);  
  end;  
  begin q(3); end;  
begin p; end;
```

	main
	p
a: 3	q(3)
a:2	q(2)
a:1	q(1)

stack



### 9.2.2 Creation of Activation Records

- Who allocates an activation record of a procedure?
  - Some part of the activation record of a procedure is created by that procedure immediately after that procedure is entered.
  - Some part is created by the caller of that procedure before that procedure is entered.
- Who deallocates?
  - Callee de-allocates the part allocated by Callee.
  - Caller de-allocates the part allocated by Caller.

### 9.2.3 Displays

- An array of pointers to activation records can be used to access activation records.
- This array is called as displays.
- For each level, there will be an array entry.

1:	Current activation record at level 1
2:	Current activation record at level 2
3:	Current activation record at level 3



## 10. ERROR DETECTION AND RECOVERY

- What should the parser do in an error case?
  - The parser should be able to give an error message (as much as possible meaningful error message).
  - It should recover from that error case, and it should be able to continue the parsing with the rest of the input.

### 10.1 Error Recovery Techniques

- Panic-Mode Error Recovery
  - Skipping the input symbols until a synchronizing token is found.
- Phrase-Level Error Recovery
  - Each empty entry in the parsing table is filled with a pointer to a specific error routine to take care that error case.
- Error-Productions
  - If we have a good idea of the common errors that might be encountered, we can augment the grammar with productions that generate erroneous constructs.
  - When an error production is used by the parser, we can generate appropriate error diagnostics.
  - Since it is almost impossible to know all the errors that can be made by the programmers, this method is not practical.
- Global-Correction
  - Ideally, we would like a compiler to make as few change as possible in processing incorrect inputs.
  - We have to globally analyze the input to find the error.
  - This is an expensive method, and it is not in practice.

### 10.2 Error Recovery in Predictive Parsing

- An error may occur in the predictive parsing (LL(1) parsing)
  - if the terminal symbol on the top of stack does not match with the current input symbol.
  - if the top of stack is a non-terminal A, the current input symbol is a, and the parsing table entry  $M[A,a]$  is empty.

#### 10.2.1 Panic-Mode Error Recovery in LL(1) Parsing

- In panic-mode error recovery, we skip all the input symbols until a synchronizing token is found.
- What is the synchronizing token?
  - All the terminal-symbols in the follow set of a non-terminal can be used as a synchronizing token set for that non-terminal.
- So, a simple panic-mode error recovery for the LL(1) parsing:
  - All the empty entries are marked as *synch* to indicate that the parser will skip all the input symbols until a symbol in the follow set of the non-terminal A which on the top of the stack. Then the parser will pop that non-terminal A from the stack. The parsing continues from that state.
  - To handle unmatched terminal symbols, the parser pops that unmatched terminal symbol from the stack and it issues an error message saying that that unmatched terminal is inserted.

Example:

$S \rightarrow AbS \mid e \mid \epsilon$   
 $A \rightarrow a \mid cAd$

$FOLLOW(S) = \{\$ \}$   
 $FOLLOW(A) = \{b, d\}$

	A	b	c		e	\$
S	$S \rightarrow AbS$	<i>sync</i>	$S \rightarrow AbS$	<i>sync</i>	$S \rightarrow e$	$S \rightarrow \epsilon$
A	$A \rightarrow a$	<i>sync</i>	$A \rightarrow cAd$	<i>sync</i>	<i>sync</i>	<i>sync</i>

For string aab

Stack	Input	Output
\$S	aab\$	$S \rightarrow AbS$
AbS		
\$SbA	aab\$	$A \rightarrow a$
cAd		
\$Sba	aab\$	
\$Sb	ab\$	Error: missing b, inserted (illegal A)
\$S	ab\$	$S \rightarrow AbS$
d, pop A)		
\$SbA	ab\$	$A \rightarrow a$
\$Sba	ab\$	
\$Sb	b\$	
\$S	\$	$S \rightarrow \epsilon$
\$\$	accept	

For string ceadb

Stack	Input	Output
\$S	ceadb\$	$S \rightarrow$
\$SbA	ceadb\$	$A \rightarrow$
\$SbdAc	ceadb\$	
\$SbdA	eadb\$	Error: unexpected e
		(Remove all input tokens until first b or
\$Sbd	db\$	
\$Sb	b\$	
\$S	\$	$S \rightarrow \epsilon$
\$	\$	accept

### 10.2.2 Phrase-Level Error Recovery

- Each empty entry in the parsing table is filled with a pointer to a special error routine which will take care that error case.
- These error routines may:
  - change, insert, or delete input symbols.
  - issue appropriate error messages
  - pop items from the stack.
- We should be careful when we design these error routines, because we may put the parser into an infinite loop.

### 10.3 Error Recovery in Operator-Precedence Parsing

Error Cases:

- No relation holds between the terminal on the top of stack and the next input symbol.
- A handle is found (reduction step), but there is no production with this handle as a right side

Error Recovery:

- Each empty entry is filled with a pointer to an error routine.
- Decides the popped handle “looks like” which right hand side. And tries to recover from that situation.

### 10.4 Error Recovery in LR Parsing

- An LR parser will detect an error when it consults the parsing action table and finds an error entry. All empty entries in the action table are error entries.

- Errors are never detected by consulting the goto table.
- An LR parser will announce error as soon as there is no valid continuation for the scanned portion of the input.
- A canonical LR parser (LR(1) parser) will never make even a single reduction before announcing an error.
- The SLR and LALR parsers may make several reductions before announcing an error.
- But, all LR parsers (LR(1), LALR and SLR parsers) will never shift an erroneous input symbol onto the stack.

#### 10.4.1 Panic Mode Error Recovery in LR Parsing

- Scan down the stack until a state **s** with a goto on a particular nonterminal **A** is found. (Get rid of everything from the stack before this state s).
- Discard zero or more input symbols until a symbol **a** is found that can legitimately follow A.
  - The symbol a is simply in FOLLOW (A), but this may not work for all situations.
- The parser stacks the nonterminal **A** and the state **goto[s,A]**, and it resumes the normal parsing.
- This nonterminal A is normally is a basic programming block (there can be more than one choice for A).
  - stmt, expr, block, ...

#### 10.4.2 Phrase-Level Error Recovery in LR Parsing

- Each empty entry in the action table is marked with a specific error routine.
- An error routine reflects the error that the user most likely will make in that case.
- An error routine inserts the symbols into the stack or the input (or it deletes the symbols from the stack and the input, or it can do both insertion and deletion).
  - missing operand
  - unbalanced right parenthesis

## 11. CODE OPTIMIZATION

- Code optimization is aimed at obtaining a more efficient code.
- Two constraints on the technique used to perform optimizations
  - They must ensure that the transformed program is semantically equivalent to the original program.
  - The improvement of the program efficiency must be achieved without changing the algorithms which are used in the program.
- Optimization may be classified as Machine dependent and Machine independent.
  - Machine dependent optimizations exploit characteristics of the target machine.
  - Machine independent optimizations are based on mathematical properties of a sequence of source statements.

### 11.1 Optimizing Transformations

#### 11.1.1 Common Sub-expression Elimination

- An expression need not be evaluated if it was previously computed and values of variables in this expression have not changed since the earlier computations.

Example:

```
a = d * c;
```

```
.  
. .  
. .
```

```
d = b * c + x - y;
```

We can eliminate the second evaluation of  $b*c$  from this code if none of the intervening statements has changed its value. The code can be rewritten as given below.

```
T1 = b * c;
```

```
a = T1;
```

```
.  
. .  
. .
```

```
d = T1 + x - y;
```

#### 11.1.2 Compile Time Evaluation

- We can improve the execution efficiency of a program by shifting execution time actions to compile time.
- We can evaluate an expression by a single value (known as *folding*).

Example:

```
A = 2 * (22.0/7.0) * r
```

Here we can perform the computation  $2 * (22.0/7.0)$  at compile time itself.

- If a variable is assigned a constant value and is used in an expression without being assigned other value to it, we can evaluate some portion of the expression using the constant value (known as *Constant Propagation*).

Example:

```
x = 12.4
```

```
.  
. .  
. .  
y = x / 2.3
```

Here we evaluate  $x / 2.3$  as  $12.4 / 2.3$  at compile time.

### 11.1.3 Variable Propagation

- If a variable is assigned to another variable, we use one in place of another.
- This will be useful to carry out other optimization that were otherwise not possible.

Example:

```
c = a * b;  
x = a;  
. .  
. .  
d = x * b;
```

Here, if we replace  $x$  by  $a$  then  $a * b$  and  $x * b$  will be identified as common sub-expressions.

### 11.1.4 Dead Code Elimination

- If the value contained in a variable at that point is not used anywhere in the program subsequently, the variable is said to be dead at that place.
- If an assignment is made to a dead variable, then that assignment is a dead assignment and it can be safely removed from the program.
- A piece of code is said to be dead if it computes values that are never used anywhere in the program.
- Dead Code can be eliminated safely.
- Variable propagation often leads to making assignment statement into dead code.

Example:

```
c = a * b;  
x = a;  
. .  
. .  
d = x * b + 4;
```

Variable propagation will lead to following changes.

```
c = a * b;  
x = a;  
. .  
. .  
d = a * b + 4;
```

This assignment  $x = a$  is now useless and can be removed

```

c = a * b;
.
.
.
d = a * b + 4;

```

### 11.1.5 Code Motion

- We aim to improve the execution time of the program by reducing the evaluation frequency of expressions.
- Evaluation of expressions is moved from one part of the program to another in such a way that it is evaluated lesser frequently.
- Loops are usually executed several times.
- We can bring the loop-invariant statements out of the loop.

Example:

```

a = 200;
while (a > 0)
{
    b = x + y;
    if ( a%b == 0)
        printf ("%d", a);
}

```

The statement `b = x + y` is executed every time with the loop. But because it is loop-invariant, we can bring it outside the loop. It will then be executed only once.

```

a = 200;
b = x + y;
while (a > 0)
{
    if ( a%b == 0)
        printf ("%d", a);
}

```

### 11.1.6 Induction Variables and Strength Reduction

- An induction variable may be defined as an integer scalar variable which is used in loop for the following kind of assignments `i = i + constant`.
- Strength Reduction means replacing the high strength operator by a low strength operator.
- Strength Reduction used on induction variables to achieve a more efficient code.

Example:

```

i = 1;
while (i < 10)
{
.
.
.
y = i * 4;
.
.
}

```

```
.  
}
```

This code can be replaced by the following code.

```
i = 1;  
t = 4;  
while (t < 40)  
{  
. . .  
y = t;  
. . .  
t = t + 4;  
. . .  
}
```

### 11.1.7 Use of Algebraic Identities

- Certain computations that look different to the compiler and are not identified as common sub-expressions are actually same.
- An expression  $B \text{ op } C$  will usually be treated as being different to  $C \text{ op } B$ .
- However, for certain operations (like addition and multiplication), they will produce the same result.
- We can achieve further optimization by treating them as common sub-expressions for such operations.

## 11.2 Local Optimizations

- Target code generated statement by statement generally contains redundant instructions.
- We can improve the quality of such code by applying optimizing transformations locally by examining a short sequence of code instructions and replacing them by faster or shorter sequence, if possible.
- This technique is known as *Peephole Optimization* where the peephole is a small moving window on the program.
- Many of the code optimization techniques can be carried out by a single portion of a program known as *Basic Block*.

### 11.2.1 Basic Block

- A basic Block is defined as a sequence of consecutive statements with only one entry (at the beginning) and one exit (at the end).
- When a Basic Block of a program is entered, all the statements are executed in sequence without a halt or possibility of branch except at the end.
- In order to determine all the Basic Block in a program, we need to identify the *leaders*, the first statement of each Basic Block.
- Any statement that satisfies the following conditions is a leader;
  - The first statement is leader.
  - Any statement which is the target of any goto (jump) is a leader.
  - Any statement that immediately follows a goto (jump) is a leader.

- A basic block is defined as the portion of code from one leader to the statement up to but including the next leader or the end of the program.

### 11.2.2 Flow Graph

- It is a directed graph that is used to portray basic block and their successor relationships.
- The nodes of a flow graph are the basic blocks.
- The basic block whose leader is the first statement is known as the initial block.
- There is a directed edge from block B1 to B2 if B2 could immediately follow B1 during execution.
- To determine whether there should be directed edge from B1 to B2, following criteria is applied:
  - There is a jump from last statement of B1 to the first statement of B2, OR
  - B2 immediately follows B1 in order of the program and B1 does not end in an unconditional jump.
- B1 is known as the *predecessor* of B2 and B2 is a *successor* of B1.

### 11.2.3 Loops

- We need to identify all the loops in a flow graph to carry out many optimizations discussed earlier.
- A loop is a collection of nodes that
  - is strongly connected i.e. from any node in the loop to any other, there is a path of length one or more wholly within the loop, and
  - has a unique entry, a node in the loop such that the only way to reach a node in the loop from a node outside the loop is to first go through the entry.

### 11.3 DAG Representation of a Basic Block

- Many optimizing transformations can be implemented using the DAG representation of a basic block.
- DAG stands for Directed Acyclic Graph i.e. a graph with directed edges and no cycles.
- DAG is very much like a tree but differs in that it may contain shared nodes where shared nodes indicate common sub-expressions.
- A DAG has following components;
  - Leaves are labeled by unique identifiers, either variable names or constants.
  - Interior nodes are labeled by an operator symbol.
  - Nodes are optionally given an extra set of identifiers known as *attached identifiers*.

#### 11.3.1 DAG Construction

- We assume there are initially no nodes and NODE ( ) is undefined for all arguments.
- The 3-address statements has one of three cases:
  - (i)     A = B op C
  - (ii)    A = op B
  - (iii)   A = B
- We shall do the following steps (1) through (3) for each 3-address statement of the basic block:
  - (1) If NODE (B) is undefined, create a leaf labeled B, and let NODE (B) be this node. In case (i), if NODE (C) is undefined, create a leaf labeled C and let that leaf be NODE (C);
  - (2) In case (i), determine if there is a node labeled op whose left child is NODE (B) and whose right child is NODE (C). (This is to catch common sub-expressions.) If not create such a node. In case (ii), determine whether there is a node labeled op whose lone child



- is NODE (B). If not create such a node. Let n be the node found or created in both cases. In case (iii), let n be NODE (B).
- (3) Append A to the list of attached identifiers for the node n in (2). Delete A from the list of attached identifiers for NODE (A). Finally, set NODE (A) to n.

### 11.3.2 Applications of DAG

- We automatically detect common sub-expressions while constructing DAG.
- It is also known as to which identifiers have their values used inside the block; they are exactly those for which a leaf is created in Step (1).
- We can also determine which statements compute values which could be used outside the block; they are exactly those statements S whose node n in step (2) still has NODE (A) = n at the end of DAG construction, where A is the identifier assigned by statement S i. e. A is still an attached identifier for n.

### 11.4 Global Data Flow Analysis

- Certain optimizations can be achieved by examining the entire program and not just a portion of the program.
- User-defined chaining is one particular problem of this kind.
- Here we try to find out as to which definition of a variable is applicable in a statement using the value of that variable.

## PRACTICE QUESTIONS

### SHEET#1

1. Why do we divide the compiler into phases?
2. What is the need to carry out compilation in passes?
3. Do you see the application of Compiler Design techniques in any other area also?
4. Discuss the phases of a compiler with respect to the translation of a paragraph from one human language to another.
5. Write a regular expression to recognize a series of binary digits with pattern 000 at the end.
6. Construct the DFAs for  $(a/b)^*aba$  and  $(a/b)^*aba(a/b)^*$ .
7. Starting from RE, compute the DFA to recognize the following keywords and any identifier in C language.

int, char, long, float, signed, unsigned

8. Construct NFA for the following RE using Thompson's construction:
  - a.  $(0/1)^*$
  - b.  $01(0/1)^*$
  - c.  $(0^*/1^*)^*0$
  - d.  $(0/1)^*0(0/1)^*$
9. Construct DFA for each NFA in Question 8 above.
10. Show that the following RE's are same by constructing optimized DFA's:
  - a.  $(a/b)^*$
  - b.  $(a^*/b^*)^*$
  - c.  $(a/b^*)^*$
11. How is Finite Automaton useful for Lexical Analysis?
12. Show a step-by-step left most derivation of the following expressions in a suitable grammar for mathematical expressions.

$1+2*((3+4)+5)+6$

13. Consider the context free grammar
$$S \rightarrow S S + / S S ^* / a$$
  - a. Show how the string  $aa+a^*$  can be generated by this grammar.
  - b. Construct a parse tree for this string.
  - c. What language is generated by this grammar? Justify your answer.
14. What language is generated by the following grammars? In each case justify your answer?
  - a.  $S \rightarrow 0S1 \mid 01$
  - b.  $S \rightarrow +SS \mid -SS \mid a$

- c.  $S \rightarrow S(S)S \mid \epsilon$
- d.  $S \rightarrow aSbS \mid bSaS \mid \epsilon$
- e.  $S \rightarrow a \mid S+S \mid SS \mid S^* \mid (S)$

15. How do we prove that a CFG is ambiguous? Apply this method on the following ambiguous CFG:  $E \rightarrow E + E \mid E * E \mid id$
16. Why is it important to check for ambiguity before using a CFG in our language?
17. What is meant by left recursion? Why is it important?
18. How do we eliminate left recursion? Demonstrate with the help of an example.
19. What is left-factoring and how is it useful? Demonstrate with the help of an example.
20. Name and discuss about the popular compiler writing tools.

## SHEET#2

1. What is the difference between top-down and bottom-up parsing? Demonstrate with the help of an example.
2. What are the necessary properties in a grammar so that it can be parsed in a top-down manner?
3. Determine whether the following grammar can be parsed by a top-down parser or not. In case it cannot be top-down parsed, make necessary transformations to that effect.

$$E \rightarrow E+T / T$$

$$T \rightarrow T * F / F$$

$$F \rightarrow (E) / \text{id}$$

4. Show all steps in parsing the following string  $w = \text{cad}$  with the given grammar in a top-down (with backtrack) manner:

$$S \rightarrow \text{cAd}$$

$$A \rightarrow \text{ab} / \text{a}$$

5. Calculate FIRST and FOLLOW for the grammar (after transformation, if any) in question 3 above.
6. Compute the LL(1) parsing table for the grammar (after transformation, if any) in question 3 above. Determine whether this grammar is LL (1) or not.
7. Consider the grammar below and determine whether it is an operator grammar or not:  
$$E \rightarrow E + E / E * E / \text{id}$$
8. For the grammar in question 7 above, compute the operator precedence table using the associativity and precedence properties.
9. For the grammar in question 3 compute the operator precedence relation *without* using associativity and precedence properties. Determine whether the grammar is operator precedence or not.
10. Show steps of parsing the string  $w = \text{id} + \text{id} * \text{id}$  by table question 8 above.
11. Show steps of parsing the string  $w = \text{id} + \text{id} * \text{id}$  by table question 9 above.

12. Consider the following grammar

$$S \rightarrow \text{AS} / \text{b}$$

$$A \rightarrow \text{SA} / \text{a}$$

- a. List all the LR (0) items for the above grammar.
  - b. Construct an NFA whose states are LR (0) items.
13. For grammar in question 12 above, determine if the grammar is SLR. If so, construct its SLR table.
  14. For the grammar in question 12 above, list all the LR (1) items and construct an NFA whose states are these LR (1) items.

15. For grammar in question 12 above, determine if the grammar is CLR. If so, construct its CLR table.
16. Identify any common cores in the LR (1) items of question 14. List the LR (1) items after the merger of common core items.
17. Determine whether the grammar in question 12 above is LALR or not. If so, construct the LALR table for this grammar.
18. What do you understand by Shift-Reduce and Reduce-Reduce conflict? Which kind of errors can occur while making LALR table for a CLR grammar and why? Which kind of errors cannot occur while making LALR table for a CLR grammar and why?
19. In SLR, LALR and CLR, which can parse the largest class of grammars and why?
20. In SLR, LALR and CLR, which has least number of states and why?

### SHEET#3

*Use suitable translation schemes to answer the questions below.*

- For the input expression  $(4*7+1)*2$ , construct a parse tree with translations.
- Construct the parse tree and the syntax tree for the expression  $((a)+(b))$ .
- Translate the arithmetic expression  $a*(b+c)$  into
  - syntax tree
  - postfix notation
  - three-address code
- Translate the expression  $-(a+b) * (c+d) +(a+b+c)$  into
  - quadruples
  - triples
  - Indirect triples
- Translate the executable statements of the following C program

```
main()
{
    int i ;
    int a[10];
    i = 1;
    while (i<=10) {
        a[i] = 0; i = i+1;
    }
}
```

into
  - a syntax tree
  - postfix notation
  - three-address code.
- A translation model may translates  $E \rightarrow id1 < id2$  into pair of statements

```
If id1 < id2 goto.....
goto.....
```

We could translate instead into the single statement

```
If id1>= id2 goto_
```

and fall through the code when  $E$  is true. Devise a translation model to generate code of this nature.
- Translate the following statement into three-address code

```
A[i , j] :=B[i ,j] + C[A[k ,l]] + D[i+j]
```
- In C, the for statement has the following form:

```
for (e1 ; e2 ;e3 ) stmt
```

Taking its meaning to be

```
e1;
while (e2) {
    stmt;
    e3;
}
```

Construct a syntax-directed definition to translate C-style for statements into three-address code.
- Consider the statement

```
while a < b do
    if c < d then
```

```
        x := y + z  
    else  
        x := y - z
```

Obtain the code using control-flow translation of Boolean expressions.

10. Using control-flow translation of Boolean expressions obtain the code of the following expression  
     $a < b$  or  $c < d$  and  $e < f$

## SHEET#4

1. What are the attributes that shall be stored in the symbol table?
2. Describe the different data structures for symbol table implementation and compare them.
3. Describe and illustrate the use of symbol table for each phase of compiler construction with the help of suitable example.
4. Define an activation record. Write down the structure of a typical activation record.
5. Consider the program fragment given below:

```
program main(input, output);
procedure p(x, y, z);
begin
  y:=y+1;
  z:=z + x;
end;
begin
  a:=2;
  b:=3;
  p (a+b, a, a);
  print a
end
```

What will be printed by the program assuming Call-by-Value?

6. What will be printed by the program in question 5 above assuming Call-by-Reference?
7. What will be printed by the program in question 5 above assuming Call-by-Name?
8. Consider the following program fragment:

```
program main
  var y: Real;

  procedure compute()
    var x : Integer;

    procedure initialize()
      var x: Real;
      begin {initialize}
        ...
      end {initialize}

    procedure transform()
      var z: Real;
      begin {transform}
        ...
      end {transform}

  begin {compute}
```



```
    ...  
    end {compute}  
begin {main}  
    ...  
end {main}
```

What is the scope of the variable x declared in the procedure compute() in the following program, assuming that procedures are called in the following order: main() calls compute(), which in turn calls transform(), which in turn calls initialize()?

9. What errors can occur in each of the lexical, syntax and semantic phases? Illustrate using examples.
10. What is the Panic mode of error-recovery? How do we apply this approach in different parsers?

## SHEET#5

1. Consider the following program which finds the sum and the largest number:

```
main( )
{
    int i, x [10], sum =0, large;
    for (i = 0; i < 10; i++)
    {
        printf ("%d", x [i]);
        sum+ = x [i];
    }
    large = x [10];
    for (i = 0; i < 10; i++)
    {
        if (x [i] > large)
            large = x [i];
    }
    printf (" %d %d", sum, large);
}
```

- i. Translate the program into three-address code.
  - ii. What is a basic block? Identify all basic blocks in this program.
  - iii. What is a Flow Graph? Draw the Flow Graph of this program.
  - iv. What is a loop? Identify all the loops in the Flow Graph.
  - v. Identify and eliminate common sub expressions from each basic block.
2. Consider the following sequence of three-address code:

```
(1)      T1 = 4*I
(2)      T2 = address (A) - 4
(3)      T3 = T2 [T1]
(4)      T4 = address (B) - 4
(5)      T5 = T4 [T1]
(6)      T6 = T3 * T5
(7)      PROD = PROD + T6
(8)      I = I + 1
(9)      if I < 20 goto (3)
```

- i. Determine whether this could be a single basic block or not. If not divide it into basic blocks.
  - ii. What are loop-invariant computations? Move loop-invariant computations out of the basic blocks.
  - iii. Find induction variables and eliminate them where possible.
  - iv. What is the concept of *Reduction in Strength*? Indicate this in the above code if this is happening.
3. What is DAG? Construct a DAG for the three-address code in Question 5(b) above. What is the application of a DAG? Demonstrate these applications with in the constructed DAG.

# EXAMINATION QUESTION PAPERS

## 2006 - 2007

### FIRST SESSIONAL TEST (September 2006) - SOLVED

Duration: 2 hrs

Maximum Marks: 30

Please read the following instructions carefully before attempting this Question Paper.

1. This paper contains *three* questions. Each question carries 10 marks.
2. All questions are compulsory. However, some questions have internal choices.
3. Clearly show all the steps wherever applicable.
4. The references used in the questions are given below.

Grammar G1:

```
stat → if cond then stat
stat → if cond then stat else stat
stat → other-stat
```

Grammar G2:

```
E → E + T / T
T → T * F / F
F → ( E ) / id
```

Grammar G3:

```
S → aBa
B → bB / ε
```

Grammar G4:

```
S → S ( S )
S → ε
```

LR parsing Table for grammar G4:

State	Action			Goto
	(	)	\$	
0	r2	r2	r2	1
1	s2		acc	
2	r2	r2	r2	3
3	s2	s4		
4	r1	r1	r1	

### QUESTIONS AND ANSWERS

1. Fill in the blanks suitably:

- a) The **Code Optimization** phase of a compiler is optional because it only leads to a more efficient but equivalent code.

- b) If an NFA has  $n$  states, the maximum number of states in its equivalent DFA is  $2^n$ .
- c) The LR parse table construction method that can be used for largest number of grammars is **Canonical LR (CLR)**.
- d) In the function  $FOLLOW(X)$ ,  $X$  indicates any **Non-terminal** of the grammar.
- e) For any terminal  $a$ ,  $FIRST(a) = \{a\}$ .
- f) To design a Top-Down parser, the grammar must not be **Left-recursive** besides being unambiguous.
- g) In a parse table if an entry is vacant, it indicates **error**.
- h) Suppose a language allows use of a variable name before it is declared. The number of passes it requires to be compiled is **two**.
- i) **LEX** is an example of lexical analyzer generator.
- j) In the notation  $LL(k)$ ,  $k$  indicates **number lookahead tokens**.

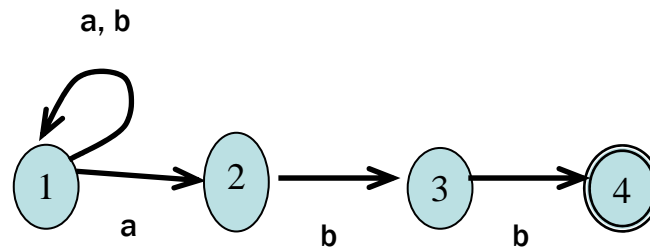
(10X1)

2. Attempt any TWO of the following:

- a) Consider the Regular Expression (RE):  $(a+b)^*abb$ . Construct an NFA for this RE. Then convert the NFA into DFA. The final DFA should have minimum possible number of states.

(1+3+1)

**NFA and its transition table for this NFA are as follows:**



State	A	B
1	12	1
2	-	3
3	-	4
4	-	-

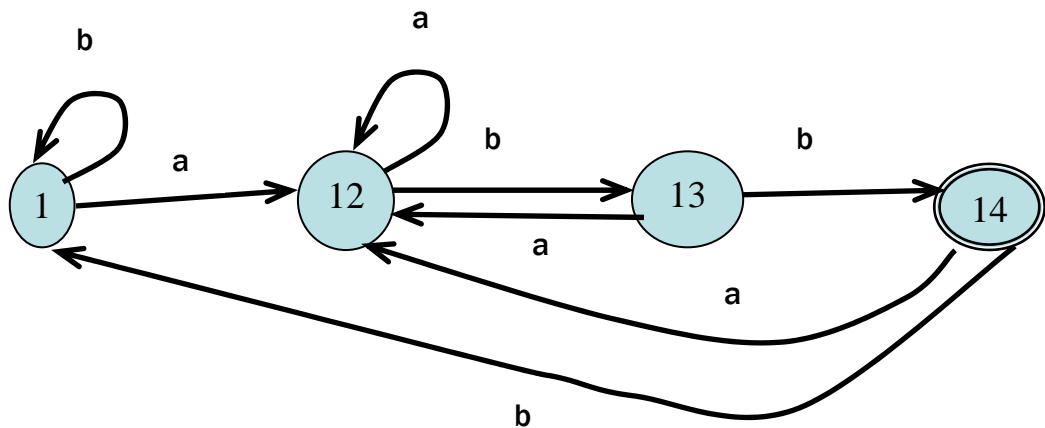
**To convert this NFA into DFA, we need to construct all possible subsets from the states of the NFA, as follows:**

Subsets	A	B
0	0	0
1 (Start)	12	1
2	0	3
3	0	4

4 (Final)	0	0
12	12	13
13	12	14
14 (Final)	12	1
23	0	34
24 (Final)	0	3
34 (Final)	0	4
123	12	134
234 (Final)	0	34
134 (Final)	12	14
124 (Final)	12	13
1234 (Final)	12	134

Removing the states that are unreachable from the start state, we achieve a minimized DFA as follows:

Subsets	A	b
1 (Start)	12	1
12	12	13
13	12	14
14 (Final)	12	1



- b) Consider the grammar G1. Show that this grammar is ambiguous. Transform this grammar into an unambiguous one.

(2+3)

Consider the following string:

`if cond then if cond then stat else stat`

There are two rightmost derivations for this string as follows:

Stat  $\rightarrow$  `if cond then stat else stat`  
 $\rightarrow$  `if cond then if cond then stat else stat`

Stat  $\rightarrow$  `if cond then stat`  
 $\rightarrow$  `if cond then if cond then stat else stat`

(The handle at each step is underlined)

This shows that the grammar is ambiguous. This ambiguity is apparent whenever a statement contains an unbalanced number of then and else (i.e. more then than else). In order to eliminate it, we must establish a rule which determines, for each else, its matching then. Usually the convention is the following:

Each else matches the last (from left-to-right) unmatched then

In order to impose this rule, one possibility is to modify the productions in the following way:

```
Stat → Bal-Stat
Stat → Unbal-Stat
Bal-Stat → if cond then Bal-Stat else Bal-Stat
Bal-Stat → other-stat
Unbal_Stat → if cond then Stat
Unbal_Stat → if cond then Bal-Stat else Unbal-Stat
```

- c) Consider the grammar G2. Show that this grammar is left recursive. Transform this grammar into a non-left recursive one.

(1+4)

Consider the first two productions of the given grammar. They are of the form:  $A \rightarrow A\alpha / b$ . These productions are therefore left recursive. Left recursive productions can cause recursive descent parsers to loop forever as follows:

```
Aα      Aαα      Aααα  Aαααα  Aααααα
Aααααα  .....
```

Presence of left-recursive productions proves that the grammar is left-recursive. Left recursion can be eliminated by transforming left-recursive productions as follows:

A production  $A \rightarrow A\alpha / \beta$  can be used to generate following strings:

```
β      βα      βαα      βααα
βαααα  .....
```

This production can therefore be transformed into following equivalent set of productions

$$A \rightarrow \beta A'$$

$$A' \rightarrow \alpha A' / \epsilon$$

Applying the above on  $E \rightarrow E + T / T$ , we get

$$E \rightarrow TE'$$

$$E \rightarrow +TE' / \epsilon$$

Applying the above on  $T \rightarrow T * F / F$ , we get

$$T \rightarrow FT'$$

$$E \rightarrow *FT' / \epsilon$$

Production  $F \rightarrow ( E ) / id$  is not left-recursive.

The non-left-recursive form of grammar G2 is:

$E \rightarrow TE'$   
 $E \rightarrow +TE' / \epsilon$   
 $T \rightarrow FT'$   
 $E \rightarrow *FT' / \epsilon$   
 $F \rightarrow ( E ) / id$

3. Attempt any TWO of the following:

- a) Consider the grammar G3. Construct the LL(1) parsing table for this grammar. Draw conclusion on whether this grammar is LL(1) or not. (4+1)

**Grammar G3:**

$S \rightarrow aBa$   
 $B \rightarrow bB / \epsilon$

To construct LL(1) parsing table, we need to first compute functions FIRST and FOLLOW:

**FIRST** (a) = {a}  
**FIRST** (b) = {b}  
**FIRST** (S) = {a}  
**FIRST** (B) = {b,  $\epsilon$ }  
**FIRST** (aBa) = {a}  
**FIRST** (bB) = {b}  
**FIRST** ( $\epsilon$ ) = { $\epsilon$ }

**FOLLOW** (S) = {\$}  
**FOLLOW** (B) = {a}

We now compute the entries of the LL(1) table:

1. Consider  $S \rightarrow aBa$ . Because **FIRST** (aBa) = {a}, we place this production for the entry  $M(S, a)$ .
2. Consider  $B \rightarrow bB$ , Because **FIRST** (bB) = {b}, we place this production for the entry  $M(B, b)$ .
3. Consider  $B \rightarrow \epsilon$ . Because **FIRST** ( $\epsilon$ ) = { $\epsilon$ } and **FOLLOW** (B) = {a}, we place this production for the entry  $M(B, a)$ .

	a	b	\$
S	$S \rightarrow aBa$		
B	$B \rightarrow \epsilon$	$B \rightarrow bB$	

- b) Consider grammar G2. Construct the operator-precedence table for this grammar *without* using rules of precedence and associativity. (5)

Grammar G2:

1.  $E \rightarrow E + T$
2.  $E \rightarrow T$
3.  $T \rightarrow T * F$
4.  $T \rightarrow F$
5.  $F \rightarrow ( E )$
6.  $F \rightarrow id$

Computing the Operator Precedence Table:

1.  $a = b$ , if there is a right side of the form  $\alpha\beta\beta\gamma$ , where  $\beta$  is a single non-terminal or  $\epsilon$ .  
This rule applies only to Production 5. Applying this rule we get  $( = )$ .
2.  $a < b$ , if there is a right side of the form  $\alpha a A \beta$  and  $A \rightarrow \gamma b \delta$ , where  $\gamma$  is a single non-terminal or  $\epsilon$ .  
Applying this rule to 1 and 2, we get  $+ < *$   
Applying this rule to 1 and 5, we get  $+ < ($   
Applying this rule to 1 and 6, we get  $+ < id$   
Applying this rule to 3 and 5, we get  $* < ($   
Applying this rule to 3 and 6, we get  $* < id$   
Applying this rule to 5 and 1, we get  $( < +$   
Applying this rule to 5 and 3, we get  $( < *$   
Applying this rule to 5 and 5, we get  $( < ($   
Applying this rule to 5 and 6, we get  $( < id$

As  $\$$  can be regarded in the beginning of right side of each production, we also get the following relations:

- From 1 and 1,  $\$ < +$
- From 1 and 2,  $\$ < *$
- From 1 and 5,  $\$ < ($
- From 1 and 6,  $\$ < id$

3.  $a > b$ , if there is a right side of the form  $\alpha A b \beta$  and  $A \rightarrow \gamma a \delta$ , where  $\delta$  is a single non-terminal or  $\epsilon$ .  
Applying this rule to 1 and 1, we get  $+ > +$   
Applying this rule to 1 and 3, we get  $* > +$   
Applying this rule to 1 and 5, we get  $) > +$   
Applying this rule to 1 and 6, we get  $id > +$   
Applying this rule to 3 and 3, we get  $* > *$   
Applying this rule to 3 and 5, we get  $) > *$   
Applying this rule to 3 and 6, we get  $id > *$   
Applying this rule to 5 and 1, we get  $+ > )$   
Applying this rule to 5 and 3, we get  $* > )$   
Applying this rule to 5 and 5, we get  $) > )$   
Applying this rule to 5 and 6, we get  $id > )$

As  $\$$  can be regarded in the end of right side of each production, we also get the following relations:

- From 1 and 1,  $+ > \$$



From 1 and 2, \* > \$  
 From 1 and 5, ( > \$  
 From 1 and 1, id > \$.

	+	*	(	)	id	\$
+	>	<	<	>	<	>
*	>	>	<	>	<	>
(	<	<	<	=	<	
)	>	>		>		>
id	>	>		>		>
\$	<	<	<		<	

c) Give the steps in LR parsing for the grammar G4 and the input ( ) ( ). (5)

For the grammar :

- (1)  $S \rightarrow S ( S )$
- (2)  $S \rightarrow \epsilon$

The parser moves for an input ( ) ( ) are as follows:

<u>Stack</u>	<u>Input</u>	<u>Action</u>
0	( ) ( ) \$	reduce by (2) $S \rightarrow \epsilon$
0S1	( ) ( ) \$	shift
0S1 (2	) ( ) \$	reduce by (2) $S \rightarrow \epsilon$
0S1 (2S3	) ( ) \$	shift
0S1 (2S3) 4	) \$	reduce by (1) $S \rightarrow S(S)$
0S1	) \$	shift
0S1 (2	) \$	reduce by (2) $S \rightarrow \epsilon$
0S1 (2S3	) \$	shift
0S1 (2S3) 4	\$	reduce by (1) $S \rightarrow S(S)$
0S1	\$	accept

SECOND SESSIONAL TEST (November 2006) - SOLVED

Please read the following instructions carefully before attempting this Question Paper.

1. This paper contains *three* questions.
2. All questions are compulsory. However, Question 3 has internal choice.
3. Clearly show all the steps wherever applicable.
4. The references used in the questions are given below.

Grammar G1:

1.  $S \rightarrow CC$
2.  $C \rightarrow cC$
3.  $C \rightarrow d$

Grammar G2:

1.  $E \rightarrow E + T$
2.  $E \rightarrow T$
3.  $T \rightarrow T * F$
4.  $T \rightarrow F$
5.  $F \rightarrow ( E )$
6.  $F \rightarrow id$

Grammar G3:

1.  $S \rightarrow E\$$
2.  $E \rightarrow E \text{ op } E$
3.  $E \rightarrow ( E )$
4.  $E \rightarrow I$
5.  $I \rightarrow I \text{ digit}$
6.  $I \rightarrow \text{digit}$

### QUESTIONS AND ANSWERS

1. Fill in the blanks suitably or select the correct option(s):
  - d) If we construct LR parser for two grammars A and B, the number of Parsing Table (s) and Driver Routine (s) that we need to design are **2** and **1**, respectively. (2)
  - e) The stack of a LR parser consists of grammar symbols and **states**. (1)
  - f) If there are  $n$  items in the stack of a LR parser, it will have  **$n-1$**  grammar symbols. (1)
  - g) The four actions in a LR parsing table are **shift, reduce, accept** and **error**. (4)
  - h) A production of the Grammar has to be specified with the **reduce** action. (1)
  - i) In an LR parsing table, an *action* can be specified for which one of the following combinations: NonTerminal- NonTerminal / NonTerminal-Terminal / Terminal-Terminal / State-Terminal / State-NonTerminal / State-State. (1)

Answer: **State- Terminal**

- j) In an LR parsing table, a *goto* can be specified for which two of the following combinations: NonTerminal- NonTerminal / NonTerminal-Terminal / Terminal-Terminal / State-Terminal / State-NonTerminal / State-State.

(2)

Answer: **State- Terminal, State- NonTerminal**

- k) If in a grammar there are  $m$  grammar symbols,  $n$  terminals,  $p$  non-terminals and  $q$  LR(0) items, the number of LR(1) items is  $n \times q$ .

(1)

- l) Syntax-directed translation goes hand-in-hand with parsing by attaching **semantic-actions** to grammar productions.

(1)

- m) The most widely used form of Intermediate Code is **three-address code**.

(1)

2. Consider grammar G1. Clearly show the sets of LR (1) items that correspond to the states of its Canonical LR parsing table.

(5)

**First we make the grammar augmented by adding  $S' \rightarrow S$  to it.**

**L0 = Closure ( $S' \rightarrow .S, \$$ ) which is as follows:**

$S' \rightarrow .S, \$$   
 $S \rightarrow .CC, \$$   
 $C \rightarrow .cC, c/d$   
 $C \rightarrow .d, c/d$

**L1 = GOTO (L0, S) = Closure ( $S' \rightarrow S., \$$ ) which is as follows:**

$S' \rightarrow S., \$$

**L2 = GOTO (L0, C) = Closure ( $S \rightarrow C.C, \$$ ) which is as follows:**

$S \rightarrow C.C, \$$   
 $C \rightarrow .cC, \$$   
 $C \rightarrow .d, \$$

**L3 = GOTO (L0, c) = Closure ( $C \rightarrow c.C, c/d$ ) which is as follows:**

$C \rightarrow c.C, c/d$   
 $C \rightarrow .cC, c/d$   
 $C \rightarrow .d, c/d$

**L4 = GOTO (L0, d) = Closure ( $C \rightarrow d., c/d$ ) which is as follows:**

$C \rightarrow d., c/d$

**L5 = GOTO (L2, C) = Closure ( $S \rightarrow CC., \$$ ) which is as follows:**

$S \rightarrow CC., \$$

**L6 = GOTO (L2, c) = Closure ( $C \rightarrow c.C, \$$ ) which is as follows:**

$C \rightarrow c.C, \$$   
 $C \rightarrow .cC, \$$   
 $C \rightarrow .d, \$$

**L7 = GOTO (L2, d) = Closure ( $C \rightarrow d., \$$ ) which is as follows:**

$C \rightarrow d., \$$

**L8 = GOTO (L3, C) = Closure ( $C \rightarrow cC., c/d$ ) which is as follows:**

$C \rightarrow cC., c/d$

Note that GOTO of L3 for c and d are L3 and L4, respectively.  
 $L9 = \text{GOTO}(L6, C) = \text{Closure}(C \rightarrow cC., \$)$  which is as follows:  
 $C \rightarrow cC., \$$

Note that GOTO of L6 for c and d are L6 and L7, respectively.

There are no further GOTO's to be produced.

3. Attempt any TWO of the following:

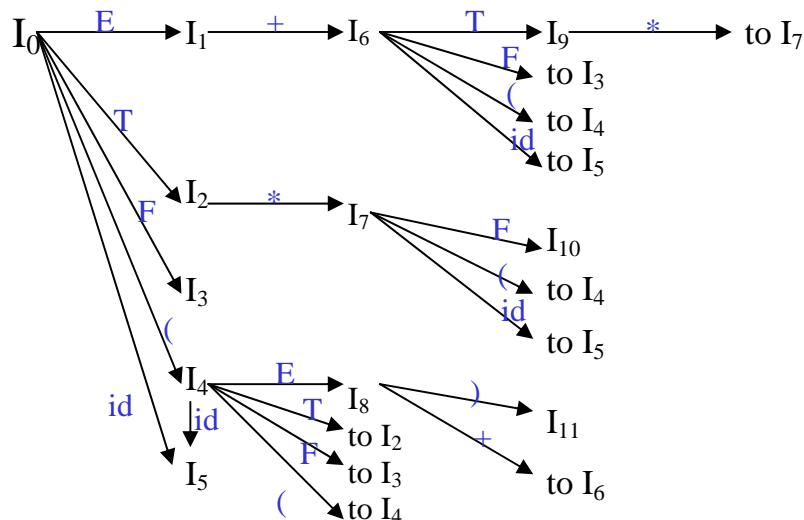
a) Consider the grammar G2. Construct an SLR parsing table for this grammar. Clearly show the sets of LR (0) items, the GOTO function (by means of a Finite Automata) and the final table.

(2+1+2)

For grammar G2, the sets of LR(0) items are as follows-

- |  |  |  |                               |   |                                |  |   |   |  |                                   |                                  |
|--|--|--|-------------------------------|---|--------------------------------|--|---|---|--|-----------------------------------|----------------------------------|
| <b>I0:</b> $E' \rightarrow .E$<br>$E \rightarrow .E+T$<br>$E \rightarrow .T$<br>$T \rightarrow .T^*F$<br>$T \rightarrow .F$<br>$F \rightarrow .(E)$<br>$F \rightarrow .id$ | <b>I1:</b> $E' \rightarrow E.$<br>$E \rightarrow E.+T$ | <b>I2:</b> $E \rightarrow T.$<br>$T \rightarrow T.^*F$ | <b>I3:</b> $T \rightarrow F.$ | <b>I4:</b> $F \rightarrow (.E)$<br>$E \rightarrow .E+T$<br>$E \rightarrow .T$<br>$T \rightarrow .T^*F$<br>$T \rightarrow .F$<br>$F \rightarrow .(E)$<br>$F \rightarrow .id$ | <b>I5:</b> $F \rightarrow id.$ | <b>I6:</b> $E \rightarrow E+.T$<br>$T \rightarrow .T^*F$<br>$T \rightarrow .F$ | <b>I7:</b> $T \rightarrow T^*.F$<br>$F \rightarrow .(E)$<br>$F \rightarrow .id$ | <b>I8:</b> $F \rightarrow (E.)$<br>$E \rightarrow E.+T$ | <b>I9:</b> $E \rightarrow E+T.$<br>$T \rightarrow T.^*F$ | <b>I10:</b> $T \rightarrow T^*F.$ | <b>I11:</b> $F \rightarrow (E).$ |
|--|--|--|-------------------------------|---|--------------------------------|--|---|---|--|-----------------------------------|----------------------------------|

The GOTO function is as follows:



state	id	+	*	(	)	\$	E	T	F
0	s5			s4			1	2	3
1		s6				acc			
2		r2	s7		R2	r2			
3		r4	r4		R4	r4			
4	s5			s4			8	2	3
5		r6	r6		R6	r6			
6	s5			s4				9	3
7	s5			s4					10
8		s6			S11				
9		r1	s7		R1	r1			
10		r3	r3		R3	r3			
11		r5	r5		R5	r5			

- b) Refer to grammar G1 and its sets of LR (1) items in Question 2 above. Determine whether this grammar is LALR (1) or not. Give reasons for your conclusion.

(5)

**We first need to identify the set of LR (1) items with common cores. Such sets are:**

**L3 and L6**

**L4 and L7**

**L8 and L9**

**We will now merge these sets to get new sets.**

**L36 = L3 U L6 which is as follows:**

**C → c.C, \$/c/d**

**C → .cC, \$/c/d**

**C → .d, \$/c/d**

**L47 = L4 U L7 which is as follows:**

**C → d., \$/c/d**

**L89 = L8 U L9 which is as follows:**

**C → cC., \$/c/d**

**The set of LR (1) items now correspond to the states of LALR table. We now start constructing the LALR table for these states.**

state	c	d	\$	S	C
0	s36	S47		1	2
1			acc		
2	s36	S47			5
36	s36	S47			89
47	r3	r3	R3		
5			R1		
89	r2	r2	R2		

In the LALR table above, there is no position with multiple entries and thus we can conclude that the grammar is LALR.

- c) Refer to grammar G3. Write down a Syntax-directed translation scheme for this grammar and its implementation for a desk calculator.

(2+3)

<i>Production</i>	<i>Semantic Action</i>	<i>Program Fragment</i>
$S \rightarrow E \$$	print E.VAL	print VAL [TOP]
$E \rightarrow E1 + E2$	E.VAL = E1.VAL + E2.VAL	VAL [TOP] = VAL [TOP] + VAL [TOP-2]
$E \rightarrow E1 * E2$	E.VAL = E1.VAL * E2.VAL	VAL [TOP] = VAL [TOP] * VAL [TOP-2]
$E \rightarrow ( E1 )$	E.VAL = E1.VAL	VAL [TOP] = VAL [TOP - 1]
$E \rightarrow I$	E.VAL = I.VAL	None
$I \rightarrow I1\text{digit}$	I.VAL = 10*I1.VAL + LEXVAL	VAL [TOP] = 10*VAL [TOP] + LEXVAL
$I \rightarrow \text{digit}$	I.VAL = LEXVAL	VAL [TOP] = LEXVAL

### THIRD SESSIONAL TEST (December 2006) - UNSOLVED

Duration: 3 hrs

Maximum Marks: 100

Please read the following instructions carefully before attempting this Question Paper.

1. This paper contains *five* questions. Each question carries 20 marks.
2. All questions are compulsory. However, all questions have internal choices.
3. Clearly show all the steps wherever applicable.

#### QUESTIONS

1. Attempt any FOUR of the following:
  - a). Explain the analysis-synthesis model of a compiler?
  - b). What do you mean by a pass in a compiler? What are the advantages and disadvantages of having less number of passes?
  - c). Name the two most important compiler construction tools and briefly explain their purpose.
  - d). What is a regular expression? What does the regular expression  $(0^*/1^*)^*$  denote?
  - e). Write a CFG for roman numerals.
2. Attempt any TWO of the following:
  - a). What modification must be made in a grammar to make it suitable for Predictive parsing? Examine the following grammar and indicate whether it is suitable for predictive parsing or not. In case it is not suitable, make the necessary modifications to make it suitable. Take common assumptions as required.

$$E \rightarrow E + E / E * E / id$$

- b). Construct the sets of LR (1) items required for the construction of CLR table for the following grammar. Make necessary computations to determine whether the grammar is LALR (1) or not.

$$\begin{aligned} S &\rightarrow AS / b \\ A &\rightarrow SA / a \end{aligned}$$

- c). Discuss the operator-precedence parsing algorithm. Consider the following operator grammar and precedence functions, explain the parsing of string:

$$id + id * id$$

$$\text{Grammar: } E \rightarrow E + E / E * E / id$$

Precedence functions:

	+	*	id	\$
F	4	2	4	0
G	3	1	5	0

3. Attempt any TWO of the following:

- a). Translate the following code fragment into three address code. Write down all the translation models that should be used to obtain this three address code.

```
int i;
i = 1;
while a < 10 do
    if x > y then a = x + y;
    Else a = x - y;
```

- b). What is an intermediate code? Discuss the advantages of writing intermediate code. For the following expression, write down the syntax tree, postfix notation, quadruples, triples and indirect triples.

- B \* ( C + D )

- c). Consider the following grammar for array references. Give syntax directed translation scheme to generate three address codes for addressing array elements. Translate the statement  $X = A [i, j]$  where upper bounds are 10 and 20 respectively.

```
L → Elist ] / id
Elist → Elist, L / id [ L
```

4. Attempt any TWO of the following:

- What do you understand by Lexical, Syntactic and Semantic phase errors? Explain with the help of examples. Also suggest methods for error recovery for each of them.
- What is the need to maintain a symbol table for compilation? What are the different data structures suitable for storing symbol table? In the program fragment of Question 3(a) above, indicate information would be added to symbol table after each of lexical, syntactical and semantic phases.
- Explain activation record and display structure. Show the activation records and display structure just after the procedure called at lines marked X and Y have started their execution. Be sure to indicate which of the two procedures named A you are referring to.

```
Program Test;
    Procedure A;
        Procedure B;
            Procedure A;
                -----
            end A;
        begin
            Y : A;
        end B;
    begin
        B;
    end A;

    begin
        X : A;
    end Test;
```

5. Attempt any TWO of the following:



a). Consider the following program which finds the sum and the largest number:

```
main( )
{
    int i, x [10], sum =0, large;
    for (i = 0; i < 10; i++)
    {
        printf ("%d", x [i]);
        sum+ = x [i];
    }
    large = x [10];
    for (i = 0; i < 10; i++)
    {
        if (x [i] > large)
            large = x [i];
    }
    printf (" %d %d", sum, large);
}
```

- (i) Translate the program into three-address code.
- (ii) What is a basic block? Identify all basic blocks in this program.
- (iii) What is a Flow Graph? Draw the Flow Graph of this program.
- (iv) What is a loop? Identify all the loops in the Flow Graph.
- (v) Identify and eliminate common sub expressions from each basic block.

b). Consider the following sequence of three-address code:

```
(1)      T1 = 4*I
(2)      T2 = address (A) - 4
(3)      T3 = T2 [T1]
(4)      T4 = address (B) - 4
(5)      T5 = T4 [T1]
(6)      T6 = T3 * T5
(7)      PROD = PROD + T6
(8)      I = I + 1
(9)      if I < 20 goto (1)
```

- (i) Determine whether this could be a single basic block or not. If not divide it into basic blocks.
  - (ii) What are loop-invariant computations? Move loop-invariant computations out of the basic blocks.
  - (iii) Find induction variables and eliminate them where possible.
  - (iv) What is the concept of *Reduction in Strength*? Indicate this in the above code if this is happening.
- c). What is DAG? Construct a DAG for the three-address code in Question 5(b) above. What is the application of a DAG? Demonstrate these applications with in the constructed DAG.

## 2007 - 2008

### FIRST SESSIONAL TEST (September 2007) - SOLVED

Duration: 1 hour 30 minutes

Maximum Marks: 30

Read the following instructions carefully before attempting this Question Paper.

5. This paper contains *four* questions. Each question carries 10 marks. Attempt any *three* questions.
6. Clearly show all the steps wherever applicable. Failing to do so would result in loss of marks.
7. The references used in the questions are given below.

Grammar G1:

```
stat → if cond then stat
stat → if cond then stat else stat
stat → other-stat
```

Grammar G2:

```
S → S ( S )
S → ε
```

Grammar G3:

```
S → aBa
B → bB / ε
```

#### Question-1

- (a) Explain all the six phases of a compiler in 1-2 sentences each.

(6)

##### **Lexical Analyzer:**

**Lexical Analyzer reads the source program character by character and returns the *tokens* of the source program. A *token* describes a pattern of characters having same meaning in the source program. (such as identifiers, operators, keywords, numbers, delimiters and so on)**

##### **Syntax Analyzer:**

**A Syntax Analyzer creates the syntactic structure (generally a parse tree) of the given program.**

##### **Semantic Analyzer:**

**A semantic analyzer checks the source program for semantic errors and collects the type information for the code generation.**

##### **Intermediate Code Generation:**

A compiler may produce an explicit intermediate codes representing the source program. These intermediate codes are generally machine architecture independent but close to machine codes.

**Code Optimizer:**

The code optimizer optimizes the code produced by the intermediate code generator in the terms of time and space.

**Code Generator:**

It produces the target language in a specific architecture. The target program is normally is a relocatable object file containing the machine codes.

- (b) Which phase is completely optional and will not affect the output of the target code but only the efficiency of target code. (1)

**Code Optimization Phase**

- (c) What is the least number of passes required to build a compiler with all its phases? (1)

**ONE**

- (d) What is the advantage of building a compiler with less passes? (1)

**Tends to be more efficient because of less number of traversals**

- (e) What is the advantage of building a compiler with more passes? (1)

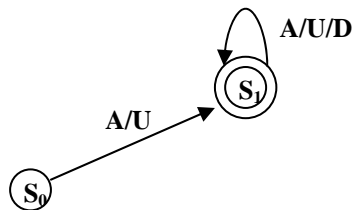
**Tends to be simpler as there is less backtracking**

Question-2

- (a) Write a Regular Expression for an identifier of C language. (1)

**$(A+B+\dots+Z+_+a+b+\dots+z) (A+B+\dots+Z+_+a+b+\dots+z+0+1+\dots+9)^*$**

- (b) Convert this RE to NFA. (2)



where  $A = \{A, B, C, \dots, Z, a, b, c, \dots, z\}$ ,  $U = \{ \_ \}$  and  $D = \{0, 1, 2, \dots, 9\}$

(c) Convert this NFA to a DFA.

(3)

For the 2 states S0 and S1 in the NFA, their are following  $2^2 = 4$  possible states in the corresponding DFA: {}, {S0}, {S1}, {S0, S1}

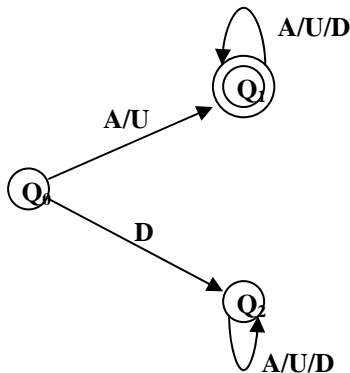
The transition table for the DFA can be computed as follows:

State	Input = A	Input = U	Input = D
{}	{}	{}	{}
{S0}	{S1}	{S1}	{}
{S1}	{S1}	{S1}	{S1}
{S0, S1}	{S1}	{S1}	{S1}

Here {S0} is the start state and {S1} is the final state.

State {S0, S1} is unreachable from start state.

States {S0}, {S1}, and {} can be renamed as Q0, Q1 and Q2, respectively. The DFA can be constructed as follows:



(d) Based on this DFA, write an algorithm or a program in C language that determines whether the input string is a valid C identifier or not.

(4)

The C program for the above DFA is as follows:

```

#define acond ch[count]>='a' &&ch[count] <='z'
#define Acond ch[count]>='A' &&ch[count]<='Z'
#define Ucond ch[count]=='_'
#define Dcond ch[count]>='0' &&ch[count]<='9'

main ( )
{
  unsigned short int state = 0, count = 0;

```

```

char ch[100];
printf ("Enter the input string: ");
scanf ("%s", ch);
while(ch[count++]!='\0')
{
    if (state == 0)
    {
        if(acond || Acond || Ucond)
            state = 1;
        else
            if (Dcond)
                state = 2;
            else
                printf("\n Error in Input");
    }
    if (state == 1)
        if (acond || Acond || Ucond || Dcond)
            state = 1;
        else
            printf("\n Error in Input");
    if (state == 2)
        if (acond || Acond || Ucond || Dcond)
            state = 2;
        else
            printf("\n Error in Input");
    }
    if (state == 1)
        printf ("\n Input accepted");
    else
        printf ("\n Input NOT accepted");
}

```

### Question-3

(a) Prove that the grammar G1 is ambiguous.

(4)

**Consider the string:**

if cond then if cond then other-stat else other-stat

**There are two left-most derivations possible for this string as shown below:**

$stat \rightarrow \text{if cond then } \underline{stat}$   
 $\rightarrow \text{if cond then if cond then } \underline{stat} \text{ else stat}$   
 $\rightarrow \text{if cond then if cond then other-stat else } \underline{stat}$   
 $\rightarrow \text{if cond then if cond then other-stat else other-stat}$

$stat \rightarrow \text{if cond then } \underline{stat} \text{ else stat}$   
 $\rightarrow \text{if cond then if cond then } \underline{stat} \text{ else stat}$   
 $\rightarrow \text{if cond then if cond then other-stat else } \underline{stat}$   
 $\rightarrow \text{if cond then if cond then other-stat else other-stat}$

**Existence of more than one left-most derivation for a string proves that the grammar is ambiguous.**

- (b) Show that the grammar G2 is left-recursive. (2)

**A grammar is said to be left-recursive if it has any production of the form:**

$$A \rightarrow A\alpha$$

The production  $S \rightarrow S ( S )$  is a production of this form where:

$$A = S \text{ and } \alpha = ( S ).$$

The grammar is, therefore, left-recursive.

- (c) Convert grammar G2 into a non-left-recursive grammar. (4)

**We can eliminate left-recursion from a grammar by applying following transformation on all productions that cause left-recursion:**

$$A \rightarrow A \alpha \mid \beta \quad (\text{where } \beta \text{ does not start with } A)$$

↓

$$A \rightarrow \beta A'$$

$$A' \rightarrow \alpha A' \mid \epsilon$$

Applying this transformation on  $S \rightarrow S ( S ) \mid \epsilon$ , we get:

$$S \rightarrow S'$$

$$S' \rightarrow ( S ) S' \mid \epsilon$$

As  $S \rightarrow S'$ ,  $S'$  can be replaced by  $S$ . Therefore, the grammar becomes:

$$S \rightarrow ( S ) S \mid \epsilon$$

Question-4

(a) For each production  $A \rightarrow \alpha$  of grammar G3, compute  $FIRST(\alpha)$ .

(2)

For  $S \rightarrow aBa$ ,  $\alpha$  starts with a terminal. Therefore,

$$FIRST(\alpha) = FIRST(a) = \{a\}$$

For  $B \rightarrow bB$ ,  $\alpha$  starts with a terminal. Therefore,

$$FIRST(\alpha) = FIRST(b) = \{b\}$$

For  $B \rightarrow \epsilon$ ,  $\alpha$  is  $\epsilon$ . Therefore,

$$FIRST(\alpha) = \{\epsilon\}$$

(b) For each non-terminal A of grammar G3, compute  $FOLLOW(A)$ .

(2)

- $\$$  is an element of  $FOLLOW(S)$  by rule 1.
- $FIRST(a)$  is contained in  $FOLLOW(B)$  by rule 2 and production 1. Therefore,  $a$  is an element of  $FOLLOW(B)$ .
- No other rule application is possible.

Therefore, we can compute the following sets:

$$FOLLOW(S) = \{\$\}$$

$$FOLLOW(B) = \{a\}$$

(c) Using above results, compute the LL(1) parsing table for grammar G3.

(3)

For  $S \rightarrow aBa$ ,  $FIRST(aBa) = \{a\} \rightarrow M(S, a) = S \rightarrow aBa$

For  $B \rightarrow bB$ ,  $FIRST(bB) = \{b\} \rightarrow M(B, b) = B \rightarrow bB$

For  $B \rightarrow \epsilon$ ,  $FIRST(\epsilon) = \{\epsilon\}$  and  $FOLLOW(B) = \{a\} \rightarrow$

$$M(B, a) = B \rightarrow \epsilon$$

Therefore, we can compute the following table:

	a	B	\$
S	$S \rightarrow aBa$		
B	$B \rightarrow \epsilon$	$B \rightarrow bB$	

(d) Parse the string "abaa" using the above table and indicate your result.

(3)

**Initially,**

**Stack = S\$**

**Input Buffer = abaa\$**

**Output = S**

**Step-1**

**We consider S (on stack) and a (on input buffer) → S is a non-terminal →**

**Go to the table entry for (S, a) → Production S → aBa**

**Stack = aBa\$**

**Input Buffer = abaa\$**

**Output = S → aBa**

**Step-2**

**We consider a (on stack) and a (on input buffer) → both are same terminals**

**Stack = Ba\$**

**Input Buffer = baa\$**

**Output = S → aBa**

**Step-3**

**We consider B (on stack) and b (on input buffer) → B is a non-terminal →**

**Go to the table entry for (B, b) → Production B → bB**

**Stack = bBa\$**

**Input Buffer = baa\$**

**Output = S → aBa → abBa**

**Step-4**

**We consider b (on stack) and b (on input buffer) → both are same terminals**

**Stack = Ba\$**

**Input Buffer = aa\$**

**Output = S → aBa → abBa**

**Step-5**

**We consider B (on stack) and a (on input buffer) → B is a non-terminal →**

**Go to the table entry for (B, a) → Production B → ε**



**Stack = a\$**

**Input Buffer = aa\$**

**Output = S → aBa → abBa → aba**

**Step-6**

**We consider a (on stack) and a (on input buffer) → both are same terminals**

**Stack = \$**

**Input Buffer = a\$**

**Output = S → aBa → abBa → aba**

**Step-7**

**We consider \$ (on stack) and a (on input buffer) → both are different terminals → ERROR**

**Therefore, this parsing has resulted in ERROR. This means that that the given string is not accepted by the given grammar.**

**-- END --**

## LABORATORY ASSIGNMENTS

<u>S. No.</u>	<u>Objective</u>
01	Implementation of Lexical Analyzer
02	Implementation of Top down Parser
03	Implementation of LR Parser
04	Generation of Lexical Analyzer and Parser using LEX and YACC

***Note: Please refer to the Laboratory Manual of TCS-552 for further information on above.***